

UNITED STATES
SECURITIES AND EXCHANGE COMMISSION
Washington, D.C. 20549

SCHEDULE 14A
(Rule 14a - 101)

Proxy Statement Pursuant to Section 14(a) of the
Securities Exchange Act of 1934

Filed by the Registrant ☒ x

Filed by a Party other than the Registrant ☐ o

Check the appropriate box:

- ☐ o Preliminary Proxy Statement
- ☐ o Confidential, For Use of the Commission Only (as permitted by Rule 14a-6(e)(2))
- ☒ x Definitive Proxy Statement
- ☐ o Definitive Additional Materials
- ☐ o Soliciting Material Pursuant to §240.14a-12

Herman Miller, Inc.

(Name of Registrant as Specified In Its Charter)

(Name of Person(s) Filing Proxy Statement, if other than the Registrant)

Payment of Filing Fee (Check the appropriate box):

- ☒ x No fee required.
- ☐ o Fee computed below per Exchange Act Rules 14a-6(i)(1) and 0-11.
 - (1) Title of each class of securities to which transaction applies: ☐ o
 - (2) Aggregate number of securities to which transaction applies: ☐ o
 - (3) Per unit price or other underlying value of transaction computed pursuant to Exchange Act Rule 0-11 (set forth the amount on which the filing fee is calculated and state how it was determined): ☐ o
 - (4) Proposed maximum aggregate value of transaction: ☐ o
 - (5) Total fee paid: ☐ o
- ☐ o Fee paid previously with preliminary materials.
- ☐ o Check box if any part of the fee is offset as provided by Exchange Act Rule 0-11(a)(2) and identify the filing for which the offsetting fee was paid previously. Identify the previous filing by registration statement number, or the Form or Schedule and the date of its filing.
 - (1) Amount Previously Paid:
 - (2) Form, Schedule or Registration Statement No.:
 - (3) Filing Party:
 - (4) Date Filed:

August 28, 2018

Dear Shareholder,

On February 5, 2018, Herman Miller announced that Brian C. Walker planned to retire as President and Chief Executive Officer and a member of our Board of Directors by August 31, 2018. Following the announcement, our Board established a CEO Search Committee composed of independent directors to identify and evaluate internal and external candidates. To begin the search process, the Search Committee created a CEO profile outlining desired qualities relating to cultural fit and leadership style, differentiating competencies, motivational fit and experience.

To assist in identifying potential candidates based on the desired CEO profile, the Search Committee selected the search firm of Korn Ferry, who identified a number of external candidates. Upon evaluation of the final slate of impressive candidates, the Search Committee selected Ms. Andrea Owen as its recommendation to the Board of Directors to become the new President and Chief Executive Officer and a member of the Board of Directors. After careful consideration, the Board approved the Search Committee's recommendation.

Prior to joining Herman Miller, Ms. Owen enjoyed a 25-year career at Gap Inc., where she most recently served as Global President of Banana Republic, a division of Gap Inc., leading 11,000 employees across over 600 wholly-owned and franchise specialty and outlet stores in over 27 countries. During her tenure at Gap, her career spanned many verticals and brands within the global business. She developed a diversified skillset that aligns with the strategic direction of Herman Miller today, ranging from digital and omnichannel transformation to design, product development and supply chain management. Ms. Owen achieved impressive results with a strong focus on building people-first teams centered on the values shared by Herman Miller today. Her background demonstrates that she will be able to effectively serve as a market visionary, performance strategist, change sponsor and organization builder at Herman Miller.

As we look ahead, Ms. Owen will be focused on solidifying the momentum of our business and identifying opportunities that will lead to growth in new markets for both contract and consumer customers. The Board and I are confident that Ms. Owen, in partnership with our existing leadership team, is the perfect candidate to take our portfolio of brands to the next level and to seize opportunities that will ultimately unearth long-term value for our shareholders.

Please join me in welcoming Ms. Owen to the role and we thank you for your continued commitment to Herman Miller.

Sincerely,

A handwritten signature in dark ink, reading "Michael A. Volkema". The signature is fluid and cursive, with the first name "Michael" and last name "Volkema" clearly legible.

Michael A. Volkema
Chairman of the Board

August 28, 2018

Dear Fellow Herman Miller Shareholder,

For several years now, we've had a clear vision to transform Herman Miller into a global provider of inspiring designs to help people do great things. We have focused on expanding our addressable markets and creating new channels of distribution to serve our customers. This strategy includes five key priorities, which I will provide an update on shortly. Achieving this vision requires imagination, stretches our resources, and pulls us to constantly re-examine what we do and how we do it. I'm proud that Herman Miller's 8,000 employees continue to respond with the spirit and creativity that have propelled Herman Miller for more than 100 years.

Sales of \$2.38 billion for fiscal 2018 marked a record level for the third year in a row and reflected growth across each of our business segments. The organization did a great job of managing operating expenses over the full year, helping to mitigate gross margin pressures. We reported EPS on a GAAP basis of \$2.12 for fiscal 2018, and adjusted EPS of \$2.30⁽¹⁾ increased by 6% over the prior year. Reflecting the strength of our current financial position and confidence in our growth strategy, we announced a 10% dividend increase in July.

Our business and the realities our customers face continue to evolve. The following five key priorities aim to help us create value for both our customers and Herman Miller, and we made meaningful progress on each of them over the past year.

Realize the Living Office

The Living Office is a research-based framework to help our customers design compelling, high-performing work spaces and a critical foundation for setting our innovation agenda and leveraging our dealer eco-system. In the past year, we added significantly to our research into workplace environments, and through a combination of partnerships and a new range of technology-focused work space settings, we are integrating technology more powerfully than ever before. We also launched the Live OS technology platform to improve workplace performance and help achieve wellness goals with real-time data.

Deliver Innovation

Innovation remains at the forefront for Herman Miller. Sales from new products in 2018 reflected 29% of total sales for the year, well above our annual target of 20%. We launched 46 new products in the past year and announced a number of upcoming launches at the NeoCon industry tradeshow this past June. These launches included Cosm, a performance task chair designed by our long-time design partner in Berlin, Studio 7.5., that won a Best of NeoCon Gold award in the ergonomic seating category for its innovative design. Altogether, our new products have the Herman Miller and dealer sales teams energized and well-positioned for the opportunities ahead.

Leverage our Dealer Eco-system

Strengthening our dealer eco-system remains a focal point. We expanded our product offerings into growing categories like performance seating and enclosures. The seating launches of Cosm, Verus, and Lino expand our leading line-up of seating designs. With the recently announced investment in Maars Living Walls, a global leader in interior wall solutions; the launch of Overlay, a system of sub-architectural, moveable walls; and an alliance with Framery, a provider of high performance soundproof enclosures, we have made a strong push into the enclosures category. The Herman Miller Elements team continues to help our dealers fully understand the breadth of our offering across the Herman Miller group of brands in the fast-growing ancillary space. To further support our dealers, we've made significant progress this year enhancing our digital tools to make it as easy as possible for dealers to order, specify, and visualize the entire product offering across all of our group of brands. We'll continue to enhance these tools with new search and visualization features planned for the year ahead.

Scale our Consumer Business

Fiscal 2018 was a year of great progress scaling our Consumer business. Revenues grew by 12% over last year, as comparable brand sales increased each quarter and we expanded selling space by 40,000 square feet. Our mix of exclusive modern designs also continues to grow. Finally, our June investment in HAY, a Denmark-based design leader in ancillary furnishings in Europe and Asia, supports our priorities around scaling our Consumer business and the Dealer Eco-System. Active in both the contract and residential furnishing markets, the HAY brand expands our portfolio of leading global brands and allows us to scale the Consumer business by accessing a growing customer base that prizes both industry-leading design and value. Over the course of the coming fiscal year, HAY's goods will be available through our Design Within Reach channels. HAY products will also be integrated into the contract furnishings business across our dealer network as part of the Herman Miller family of brands.

(1) Non-GAAP measurements; see accompanying reconciliations and explanations on pg 54.

Drive Profit Optimization

We made progress this year on our corporate-wide profit optimization goal, our fifth strategic priority. Given inflationary pressures over the past year, this work, combined with pricing actions we implemented in the third quarter of fiscal 2018 and a planned price increase in January of 2019, is proving to be critical to helping to address those pressures and drive improvements in operating margins. Across three phases of work that are in progress, we are building line of sight toward achieving between \$60 million and \$90 million of profit optimization, including run rate savings of approximately \$30 million that we have generated to date.

Let me provide more perspective on each of the phases. The initial corporate-wide push that we began 18 months ago has generated a run-rate of \$23 million of annual savings to date and we believe will realize another \$5 million from our recent manufacturing consolidation efforts. In August of 2017, we also began a focused initiative aimed at profit optimization within our Consumer business. We believe we can drive \$15 million to \$20 million of profit improvement in the Consumer segment as part of our drive to achieve sustained operating margins of 8% to 10% in that business. This includes \$2 million of initial benefits realized in the fourth quarter in fiscal 2018. As most of the benefits of the work to date have been offset by increased inflation and discounting, we have recently increased the scope of our efforts to include the North America business. While we are still in the opportunity confirmation stage, we see the potential for \$20 million to \$40 million of benefit based on the distinct work streams identified to date. All together, these phases will be critical in helping us fund growth initiatives, offset potential inflationary pressures and, ultimately, achieve or exceed our goal of consolidated operating margins of 10% by the end of fiscal year 2020.

We made important progress on all five strategic priorities in the past year. As we enter fiscal 2019 with tremendous momentum toward delivering sustainable, profitable growth for our stakeholders, these five priorities will remain a focus for us. At the same time, we will support these priorities with three additional areas that will require our attention, effort and investment.

First, we must increase our efforts and commitment toward building an inclusive and diverse culture. Diverse perspectives, thoughts, and experiences are critical to attracting and keeping the best talent, as well as to understanding the diverse perspectives and needs of our customers. While this is not new to us, we are committed to continuing to grow in this area. We're building intentionality and purpose into everything we do to ensure we're creating systems that afford every person at Herman Miller the opportunity to achieve their full potential.

The second area we are ramping up is modernizing our manufacturing capabilities. The first step is to stabilize our core competencies and bring our capacities in line with market demands. This work is well underway. We're in the process of resetting our footprint in China by consolidating the Dongguan and Ningbo plants, and in the U.S., we have approved nearly \$100M in investments to modernize our capabilities. Along with stabilizing our core, we must also further integrate technology with our manufacturing equipment and processes. Increasing computing power, combined with proven manufacturing techniques, will help us redefine what's possible. We'll build the next stage of our lean journey by incorporating automation into all of our thinking.

Last, and a more long-range objective, is "becoming a digital enterprise." This begins with a shift in perspective. Our information technology teams are moving from a "boxes and wires" focus to helping drive growth as digital business partners. This work will build on the progress we have already made and will happen in four areas. First, we are simplifying and expanding the digital highway in the dealer eco-system. Second, we are expanding our digital service offering with platforms like Live OS. Third, artificial intelligence, data, and visualization tools will help us become better at core competencies like customer service, training, and design. Finally, technology will help us with the modernization of manufacturing.

Considering the wide and deep array of products, capabilities, and brands now available from the Herman Miller Group and a clear set of priorities for the work ahead of us, we're more confident than ever in our future. The diversity of our portfolio and the capabilities we are building within the Herman Miller community will enable us to provide our customers with the most comprehensive solutions to meet their needs in working, living, healing, and learning environments.

On a personal note, as Herman Miller moves with commitment toward the goals mentioned above, a new CEO will see us achieve them. With a career of 29 years and a tenure of 14 years as CEO, my time at Herman Miller has been an inimitable period of wonderful relationships, great personal growth, and tremendous learning. I'm humbled to join the list of Herman Miller leaders, and I'm still awed by the chance I was given to help this great community change and grow. With the announcement of Andrea Owen as CEO of Herman Miller, I am looking forward to working with Andrea through a seamless transition. Herman Miller is only just beginning to scratch the surface of our addressable market opportunity. Andrea's experience driving results as a seasoned leader, coupled with our outstanding leadership team, will take our family of brands to the next level.

Thank you for your ongoing support of Herman Miller. I wish this community called Herman Miller only the best in the future.

Sincerely,



Brian C. Walker

Retired President and Chief Executive Officer (as of August 21, 2018)

Notice of Annual Meeting of Shareholders

The Annual Meeting of the Shareholders of Herman Miller, Inc. (the “Company”) will be held on October 8, 2018, by means of remote communication on the Internet at www.virtualshareholdermeeting.com/MLHR18, at 10:30 a.m. (ET) for the following purposes:

1. To elect four directors, each for a term of three years
2. To approve an amendment to our Articles of Incorporation to allow our by-laws to provide for a majority voting standard for the election of directors in uncontested elections
3. To ratify the appointment of Ernst & Young LLP as our independent registered public accounting firm
4. To vote, on an advisory basis, to approve the annual compensation paid to the company's named executive officers
5. To transact such other business as may properly come before the meeting or any adjournment thereof

Shareholders of record at the close of business on August 10, 2018, will be entitled to vote at the meeting.

Please note that this year's Annual Shareholders' Meeting will be held via the Internet only. The accompanying proxy materials include instructions on how to participate in the meeting and the means by which you may vote your shares of company stock.

We encourage you to vote your Proxy, at your earliest convenience, by one of the following means:

By visiting www.proxyvote.com on the Internet

And if you request paper materials:

By calling (within the U.S. or Canada) toll free at 1-800-690-6903; or

By signing and returning your Proxy card

You may also vote at the meeting via the internet by visiting www.virtualshareholdermeeting.com/MLHR18 and following the instructions. Regardless of whether you expect to attend the meeting through the Internet, please vote your shares in one of the ways listed above.

By order of the Board of Directors

H. Timothy Lopez, Secretary

August 28, 2018

Table of Contents

	Page No.
Solicitation of Proxies and Voting (Q&A)	<u>6</u>
Proxy Statement Summary	<u>9</u>
Financial Highlights from 2018	<u>9</u>
Proposal #1 - Election of Directors	<u>11</u>
Corporate Governance and Board Matters	<u>16</u>
Board Committees	<u>18</u>
Proposal #2 - Approval of Amendment to Articles of Incorporation	<u>19</u>
Proposal #3 - Ratification of Appointment of Independent Registered Public Accounting Firm	<u>20</u>
Report of the Audit Committee	<u>21</u>
Proposal #4 - Proposal to Approve, on an Advisory Basis, the Annual Compensation Paid to the Company's Named Executive Officers	<u>22</u>
Voting Securities and Principal Shareholders	<u>22</u>
Director and Executive Officer Information	<u>23</u>
Compensation Discussion and Analysis	<u>24</u>
Executive Compensation Committee Report	<u>41</u>
Summary Compensation Table	<u>42</u>
Grants of Plan-Based Awards	<u>43</u>
Outstanding Equity Awards at Fiscal Year-End	<u>44</u>
Option Exercises and Stock Vested	<u>44</u>
Pension Benefits	<u>45</u>
Nonqualified Deferred Compensation	<u>46</u>
Potential Payments upon Termination, Death, Disability, Retirement or Change in Control	<u>47</u>
Director Compensation	<u>51</u>
Equity Compensation Plan Information	<u>53</u>
Section 16(a) Beneficial Ownership Reporting Compliance	<u>53</u>
Certain Relationships and Related Party Transactions	<u>53</u>
Reconciliation of Non-GAAP Financial Measures	<u>54</u>
Miscellaneous	<u>56</u>

Herman Miller, Inc.

855 East Main Avenue
PO Box 302
Zeeland, Michigan 49464-0302

Proxy Statement Dated August 28, 2018

This Proxy Statement and the accompanying Proxy, which we are making available to shareholders on or about August 28, 2018, are furnished to the shareholders of Herman Miller, Inc. in connection with the solicitation by the Board of Directors of proxies to be used at the Annual Meeting of Shareholders. This meeting will be held on October 8, 2018, at 10:30 a.m. (ET). Please note that this year's Annual Meeting will once again be held via the Internet rather than in person.

What is a proxy?

A proxy is your authorization for someone else to vote your shares for you in the way that you want to vote and allows you to be represented at our Annual Meeting if you are unable to attend the meeting. When you complete and submit a proxy card or use the automated telephone voting system or the Internet voting system, you are submitting a proxy. As used in this Proxy Statement, the terms “the company,” “we,” “our” and “us” all refer to Herman Miller, Inc. and its subsidiaries.

What is a Proxy Statement?

A Proxy Statement is a document the United States Securities and Exchange Commission (“SEC”) requires to explain the matters on which we are asking you to vote at our Annual Meeting by proxy and to disclose certain information that may be helpful to you in deciding how to vote. This Proxy Statement was first made available to the shareholders on or about August 28, 2018.

Why am I receiving my proxy materials electronically instead of receiving paper copies through the mail?

We are furnishing proxy materials to our shareholders primarily via the Internet, instead of mailing printed copies of the Proxy Statement and Annual Report. This supports our on-going commitment to sustainability by reducing the amount of paper needed to circulate the proxy material and at the same time reducing our costs associated with mailing the proxy materials to shareholders.

On or about August 28, 2018, we mailed to our shareholders of record (other than those who previously requested electronic delivery) a Notice of Internet Availability of Proxy Materials containing instructions on how to access this Proxy Statement and our Annual Report online. If you received a Notice of Internet Availability of Proxy Materials by mail, you will not receive a printed copy of the proxy materials in the mail. The Notice of Internet Availability of Proxy Materials instructs you how to electronically access and review all information contained in this Proxy Statement and the Annual Report, and it provides you with information on voting.

If you received a Notice of Internet Availability of Proxy Materials by mail and would like to receive a paper copy of our proxy materials, follow the instructions contained in the Notice of Internet Availability of Proxy Materials about how you may request to receive your materials in printed form on a one-time or ongoing basis.

Where is this year’s Proxy Statement available electronically?

You may view this Proxy Statement and the 2018 Annual Report electronically by going to www.proxyvote.com.

Who can vote?

Only record holders of our common stock at the close of business on August 10, 2018 can vote at the Annual Meeting. We refer to that date as the Record Date for the meeting. Each shareholder of record has one vote, for each share of common stock owned, on each matter presented for a vote at the Annual Meeting.

What is the difference between a shareholder of record and a “street name” holder?

If your shares are registered directly in your name on the records of our transfer agent, then you are the shareholder of record with respect to those shares.

If your shares are held in a stock brokerage account or by a bank or other nominee, then the brokerage firm, bank or other nominee is considered to be the shareholder of record with respect to those shares. However, you still are considered the beneficial owner of those shares, and your shares are said to be held in “street name.” Street name holders generally cannot vote their shares directly and must instead instruct the brokerage firm, bank or other nominee how to vote their shares. See “How can I vote?” below.

How can I vote?

If your shares are held in “street name,” follow the instructions provided by your brokerage firm, bank, or other nominee. If your shares are registered directly in your name on our records, you can vote in one of four ways:

- Via Internet before the Annual Meeting: Go to www.proxyvote.com and follow the instructions. You may do this at your convenience, 24 hours a day, 7 days a week. You will need to have your proxy card or Notice of Internet Availability of Proxy Materials in hand. The deadline for Internet voting is 11:59 p.m., Eastern Time, October 7, 2018.
- By Telephone: If you have requested paper materials, call toll-free 1-800-690-6903 and follow the instructions. You may do this at your convenience, 24 hours a day, 7 days a week. You will need to have your proxy card or Notice of Internet Availability of Proxy Materials in hand. The deadline for voting by phone is 11:59 p.m., Eastern Time, October 7, 2018.
- In Writing: If you received a proxy card, complete, sign, and date the proxy card and return it in the return envelope that we provided with your proxy card.
- At the Annual Meeting: Log on to the Internet at www.virtualshareholdermeeting.com/MLHR18. At this site, you will be able to vote electronically. You will also be able to submit questions.

If you submit a proxy to the company before the Annual Meeting, whether by proxy card, by telephone or by Internet, the persons named as proxies will vote your shares as you direct. If no instructions are specified, the proxy will be voted for the four directors nominated by the Board of Directors; for the proposal to approve an amendment to our Articles of Incorporation to allow our by-laws to provide for a majority voting standard for the election of directors in uncontested elections; for the ratification of the appointment of Ernst & Young LLP as the company’s independent registered public accounting firm for the fiscal year ending June 1, 2019; and for the non-binding advisory proposal to approve the compensation of our Named Executive Officers.

Can I revoke my proxy?

You may revoke a proxy at any time before the proxy is exercised by:

- (1) delivering written notice of revocation to the Corporate Secretary of the company, 855 East Main Street, P.O. Box 302, Zeeland, Michigan 49464-0302;
- (2) submitting another properly completed proxy card that is later dated;
- (3) voting by telephone at a subsequent time;
- (4) voting via the Internet at a subsequent time; or
- (5) voting at the Annual Meeting.

If you hold your shares in “street name,” you must vote your shares in the manner that your brokerage firm, bank or other nominee has prescribed.

How many votes do we need to hold the Annual Meeting?

To carry on the business of the meeting, we must have a quorum. This means that at least a majority of the shares that are outstanding and entitled to vote as of the Record Date must be present in person or by proxy.

Shares are counted as present at the meeting if the shareholder either:

- has properly submitted a signed proxy card or other form of proxy (through the telephone or Internet); or
- is present at the Annual Meeting and votes electronically at the meeting.

On the Record Date, there were 59,497,056 shares of common stock issued and outstanding. Therefore, at least 29,748,529 shares need to be present at the Annual Meeting.

What matters will be voted on at the meeting?

We are asking you to vote on: (i) the election of four directors to serve three-year terms expiring in 2021; (ii) a proposal to approve an amendment to our Articles of Incorporation to allow our by-laws to provide for a majority voting standard for the election of directors in an uncontested election; (iii) the ratification of the appointment of Ernst & Young LLP as our independent registered public accounting firm for the fiscal year ending June 1, 2019; and (iv) a non-binding advisory proposal on the compensation of our Named Executive Officers, otherwise known as a “say-on-pay” proposal. We describe these matters more fully in this Proxy Statement.

How many votes are needed for each proposal?

Except with respect to the election of directors and approval of the amendment to our Articles of Incorporation to allow our by-laws to provide for a majority voting standard for the election of directors in uncontested elections, a majority of votes cast at the meeting will approve each matter that arises at the Annual Meeting.

The directors are elected by a plurality of votes cast. This means that the four individuals receiving the highest number of votes cast “for” their election will be elected as directors of the company. A “withhold authority” vote will have no effect on the election of a particular nominee. However, our Board's Governance Guidelines include a form of majority voting for directors. Under the Governance Guidelines, in an election where the only nominees are those recommended by the Board, any director who receives a greater number of votes "withheld" than those "for" must tender his or her resignation. Under the Guidelines, the Nominating and Governance Committee will consider the resignation and recommend to the Board whether to accept or reject the tendered resignation. The Board must act on the resignation no later than 90 days after certification of the shareholder vote at the meeting. The company will publicly disclose the Board's decision whether to accept any resignation or the reasons for rejecting the resignation, if applicable.

The amendment to our Articles of Incorporation to allow our by-laws to provide for a majority voting standard for the election of directors will be approved if it receives the affirmative vote of a majority of the outstanding shares entitled to vote on the proposed amendment.

If your shares are held by a broker, bank or other nominee, the holder of your shares cannot vote your shares on the election of directors, the proposal to amend our Articles of Incorporation, or the say-on-pay vote unless it has received voting instructions from you. Each of these matters is considered a non-routine matter, and if you fail to provide instructions, the result is a “broker non-vote”.

Abstentions and broker non-votes are counted for the purpose of determining the presence or absence of a quorum. Abstentions and broker non-votes are not, however, counted as votes cast on matters submitted for shareholder vote. However, abstentions and broker non-votes have the effect of a vote "against" the amendment to our Articles of Incorporation to allow our by-laws to provide for a majority voting standard for the election of directors.

What happens if a nominee is unable to stand for re-election?

The Board may, by resolution, provide for a lesser number of directors or designate a substitute nominee. In the latter case, shares represented by proxies may be voted for a substitute nominee. Proxies cannot be voted for more than four nominees. We have no reason to believe any nominee will be unable to stand for re-election.

What alternatives do I have in voting on each of the proposals?

Except with respect to the election of directors, you may vote “for,” “against,” or “abstain” on each proposal. In the election of directors, you may vote “for” or “withhold authority to vote for” each nominee.

Will the Annual Meeting be Webcast?

Yes. You may attend and participate in the Annual Meeting by logging onto the Internet at www.virtualshareholdermeeting.com/MLHR18. At this site, you will be able to vote electronically and submit questions during the meeting. You will need the 16-digit control number that you received with your proxy card or Notice of Internet Availability to enter and attend the meeting.

Where do I find the voting results of the meeting?

If available, we will announce voting results at the Annual Meeting. We will also disclose the voting results on a Current Report on Form 8-K that we will file with the SEC within four business days after the meeting.

Important Notice Regarding the Availability of Proxy Materials for the Shareholders Meeting to be Held on October 8, 2018

This Proxy Statement along with our Annual Report are available at: www.proxyvote.com.

You may obtain a copy of the company's Annual Report on Form 10-K for the fiscal year ended June 2, 2018, as filed with the SEC, without charge upon written request to the Secretary of the company, Herman Miller, Inc., 855 East Main Street, P.O. Box 302, Zeeland, Michigan 49464-0302.

Proxy Statement Summary

This summary highlights information contained elsewhere in this Proxy Statement. This summary does not contain all information that you should consider, and you should read the entire proxy statement carefully before voting. For more complete information regarding the company's fiscal 2018 performance, please review the company's Annual Report on Form 10-K for the year ended June 2, 2018.

Proxy Statement Availability and Annual Meeting Information

This Proxy Statement and the accompanying Proxy, which we are making available to shareholders on or about August 28, 2018, are furnished to the shareholders of Herman Miller, Inc. in connection with the solicitation by the Board of Directors of proxies to be used at the 2018 Annual Meeting of Shareholders. This meeting will be held on October 8, 2018, at 10:30 a.m. (ET). Please note that this year's Annual Meeting will once again be held via the Internet rather than in person.

We hold the Annual Meeting via the Internet due to the ease and convenience in attending, which is likely to increase participation levels. We also believe that holding the Annual Meeting via the Internet is beneficial to both shareholders and the company because it eliminates travel costs to shareholders and it eliminates costs to the company associated with holding an in-person meeting.

Voting Matters and Board Recommendations

The Board is not aware of any matter that will be presented for a vote at the 2018 Annual Meeting of Shareholders other than those shown below.

	Board Vote Recommendation
Proposal #1 - Election of Directors The Board and Nominating and Governance Committee believe that the nominees described in this Proxy Statement have the necessary skills and qualifications to provide effective oversight and strategic guidance.	FOR each Director Nominee
Proposal #2 - Approval of Amendment to Articles of Incorporation The Board has adopted, subject to shareholder approval, an amendment to our Articles of Incorporation that would allow us to amend our Bylaws to provide that, in an uncontested election, a nominee must receive a majority of the votes cast to be elected as a director. Under this proposal, in contested elections, where the number of nominees exceeds the number of directors to be elected, the voting standard would continue to be a plurality of the votes cast.	FOR
Proposal #3 - Ratification of Appointment of Independent Registered Public Accounting Firm The Audit Committee believes that the retention of Ernst & Young LLP to serve as the Independent Auditors for fiscal 2019 is in the best interest of the company and its shareholders and we are asking shareholders to ratify the Audit Committee's selection of Ernst & Young LLP for fiscal 2019.	FOR
Proposal #4 - Proposal to Approve, on an Advisory Basis, the Annual Compensation Paid to the Company's Named Executive Officers The company seeks a non-binding advisory vote to approve the compensation of its named executive officers as described in the Compensation Discussion and Analysis section of this Proxy Statement. The Board of Directors and Executive Compensation Committee value shareholders' opinions and will review and consider the voting results in connection with future deliberations concerning our executive compensation program.	FOR

Financial Highlights from Fiscal 2018

Company Performance

Net sales increased in 2018 to \$2,381.2 million, an increase of 4.5% from the prior fiscal year and a record level of sales for the company. On an organic basis, which adjusts for dealer divestitures, changes in foreign currency translation rates and the impact of the extra week in fiscal 2017, net sales increased by 6.5%⁽¹⁾ compared to last fiscal year. Each of our business segments delivered sales growth over last year, led by double digit growth in the ELA and Consumer segments during the year.

While gross margins were impacted by higher commodity costs, unfavorable product mix and a competitive pricing environment compared to last year, operating expenses were well controlled during the year, and we continued to execute on our profit optimization efforts to help mitigate these factors. Consolidated diluted earnings per share of \$2.12 and adjusted diluted earnings per share of \$2.30⁽¹⁾ increased compared to prior year diluted earnings per share of \$2.05 and adjusted diluted earnings per share of \$2.16⁽¹⁾, respectively. Operating cash flow generation of \$167 million for the year enabled the company to fund capital expenditures supporting the business, repurchase \$46 million of company shares and, subsequent to the end of the fiscal year, announce a 10% increase in the quarterly dividend to \$0.1975 per share, the highest quarterly rate in Herman Miller's history.

Despite choppy industry order levels in the North America and an uncertain political environment, the North America business segment delivered reported sales growth of 0.6% and organic growth of 4.2%⁽¹⁾ compared to the prior fiscal year. The North America segment continued to deliver the highest operating margins of the company's business units. We made meaningful investments in design and innovation during the year, launching a full slate of new products and services aimed at delivering high performing solutions that meet our evolving customers' needs.

The ELA segment recorded an increase in net sales of 12.7% for the year. After adjusting for the impact of changes in foreign currency and the impact of the extra week of operations in the prior fiscal year, organic net sales grew at a rate of 11.3%⁽¹⁾ for the year. The improvement in net sales reflected growth across each of our geographic regions of EMEA, Asia-Pacific and Latin America. The ELA segment posted a decline in operating earnings of 1% relative to the prior year. However, after adjusting for the impact of restructuring and other special charges, adjusted operating earnings improved by 14%⁽¹⁾.

Sales for the Specialty segment were 2.5% higher than prior year, as reported, and 3.9% higher than prior year on an organic basis⁽¹⁾. Operating earnings increased by 10% compared to the prior year, while adjusted operating earnings decreased by 45%⁽¹⁾. Lower profitability for the Nemschoff and Maharam businesses for the year primarily tied to lower demand levels and unfavorable product mix was partially offset by operating earnings growth for Geiger and the Herman Miller Collection. We believe the Specialty brands of Geiger, Maharam, Nemschoff and the Herman Miller Collection represent a powerful combination of inspiring brands that connect us to architect and design specifiers, expand our market opportunity in both traditional and ancillary workspaces, and serve as an important part of our economic engine.

Our Consumer segment reported strong momentum with net sales growth of 12.2% over last year, including four quarters of comparable brand⁽²⁾ growth from Design Within Reach during the year and the addition of approximately 40,000 square feet of retail selling space. Growth was delivered from multiple channels this year, including studios, eCommerce, catalog and contract channels. Operating earnings and adjusted operating earnings increased by 190% and 157%⁽¹⁾, respectively. While the real estate expansion and investments to support long-term growth in the consumer business have limited near-term profitability over the past two years, the expansion of operating earnings this year, particularly in the second half of fiscal 2018, highlights the traction we are gaining as we scale the Consumer business.

(1) Non-GAAP measurements; see accompanying reconciliations and explanations on pg 54.

(2) DWR comparable brand sales reflects the year-over-year change in net sales across the multiple channels that DWR serves, including studios, outlets, contract, catalog, phone and e-commerce. Comparable brand growth was presented on a pro forma basis using a 52-week average to normalize results for the impact of an extra week of operations in the first quarter of fiscal 2017.

Proposal #1 - Election of Directors

The Board of Directors of the company has nominated David A. Brandon, Douglas D. French, John R. Hoke III, and Heidi J. Manheimer for election as directors. All nominees would serve until the 2021 annual meeting. Each of the nominees is now serving as a director and previously has been elected as a director by our shareholders, and the Board approved each of the nominees following the recommendation of our Nominating and Governance Committee.

We include more information about the nominees and the directors who will continue in office following the Annual Meeting below. Unless otherwise directed by a shareholder's proxy, the persons named as proxy holders in the accompanying proxy will vote for the nominees named above. If any of the nominees becomes unavailable, which we do not anticipate, then the Board of Directors, at its discretion, may designate substitute nominees, in which event your proxy will be voted for such substituted nominees unless you have withheld authority to vote for directors. Shares cannot be voted for a greater number of people than the number of nominees named.

A plurality of the votes cast at the Annual Meeting is required to elect the nominees as our directors. Accordingly, the four individuals who receive the largest number of votes cast at the Annual Meeting will be elected as directors. Shares not voted at the Annual Meeting, whether by abstention, broker non-vote, or otherwise, will not be treated as votes cast at the Annual Meeting. In an election where the only nominees are those that the Board recommended, any director who receives a greater number of votes "withheld" than those "for" must tender his or her resignation under the majority voting provisions of our Board Governance Guidelines. Under those Guidelines, the Nominating and Corporate Governance Committee will consider the resignation and recommend to the Board whether to accept or reject the tendered resignation. The Board must act on the resignation no later than 90 days after certification of the shareholder vote at that meeting. The company will publicly disclose the Board's decision whether to accept any resignation or the reasons for rejecting the resignation, if applicable.

The Board of Directors currently consists of ten directors, nine of whom are independent. Mr. David O. Ulrich resigned from the Board effective December 8, 2017, and Mr. Brian C. Walker is scheduled to retire as President and Chief Executive Officer and from the Board, effective August 21, 2018. The maximum number of directors for the Board is thirteen. The Amended and Restated Bylaws of Herman Miller, Inc. require that directors be divided into three classes, each class to be as nearly equal in number as possible. Members of each class hold office until the third succeeding annual meeting following their election and until their successors are duly elected and qualified or until their removal or resignation.

The Board of Directors recommends a vote FOR the election of each person nominated by the Board.

Nominees for Election as Directors for Term to Expire in 2021

						Board Committees		
	Age	Director Since	Independent	Other Public Directorships (past 5 years)	NGC	AC	ECC	EC
David A. Brandon Former Chairman and Chief Executive Officer Toys "R" Us, Inc.	66	2011	a	Domino's Pizza, Inc. DTE Energy Company Kaydon Corporation (formerly publicly traded)			X	
Douglas D. French Managing Director Santé Health Ventures	64	2002	a	N/A	X	X		
John R. Hoke III Vice President Global Design Nike, Inc.	53	2005	a	N/A			X	
Heidi J. Manheimer Executive Chairman of Surratt Cosmetics, LLC	55	2014	a	N/A		X		

Directors Whose Term Expires in 2019

						Board Committees		
	Age	Director Since	Independent	Other Public Directorships (past 5 years)	NGC	AC	ECC	EC
Lisa A. Kro Co-Founder, Managing Director Mill City Capital L.P.	53	2012	a	Famous Dave's of America, Inc.		C		X
Michael A. Volkema Chairman of the Board Herman Miller, Inc.	62	1995	a	Wolverine Worldwide, Inc.				C

Directors Whose Term Expires in 2020

						Board Committees		
	Age	Director Since	Independent	Other Public Directorships (past 5 years)	NGC	AC	ECC	EC
Mary Vermeer Andringa Chief Executive Officer and Board Chair Vermeer Corporation	68	1999	a	N/A	C			X
Brenda Freeman Chief Marketing Officer Magic Leap	54	2016	a	Caleres Inc. Under Armour, Inc	X			
J. Barry Griswell Retired, President and Chief Executive Officer Community Foundation of Greater Des Moines	69	2004	a	Voya Financial Inc. OZ Management			C	X
Andrea Owen President and Chief Executive Officer Herman Miller, Inc.	53	2018		Taylor Morrison Home Corporation				

NGC: Nominating and Governance Committee AC: Audit Committee ECC: Executive Compensation Committee EC: Executive Committee C: Chair X: Member

Information about the Nominees and Directors

Certain information with respect to the nominees for election at Annual Meeting, as well as each of the other Directors, is set forth below and on the following pages, including their names, ages, a brief description of their recent business experience, including present occupations and employment, certain directorships that each person held during the last five years, and the year in which each person became a Director of the company. We also include additional information below and on the following pages about each Director describing some of the specific experiences, qualifications, attributes or skills that each Director possesses which the Board believes has prepared them to be effective Directors.

Nominees for Election as Directors for Term to Expire in 2021

Name and Age	Year First Became a Director	Principal Occupation(s) During Past 5 years	Other Directorships of Public Companies held during Past 5 years
David A. Brandon, 66	2011	Chairman and CEO, Toys "R" Us, Inc. 2015 to 2018 Director of Intercollegiate Athletics, University of Michigan 2010 to 2014	Domino's Pizza, Inc. DTE Energy Company Kaydon Corporation (formerly publicly traded)

Mr. Brandon is the former Chairman and Chief Executive Officer of Toys "R" Us, Inc., a retailer of toys and juvenile products. Mr. Brandon joined Toys "R" Us in 2015 and officially left the company in May 2018. On September 18, 2017, Toys "R" Us filed a voluntary petition for relief under the United States Bankruptcy Code in the United States Bankruptcy Court for the Eastern District of Virginia (Richmond Division). Mr. Brandon served as the Director of Intercollegiate Athletics at the University of Michigan from 2010 to 2014. Prior to that, he served as Chairman and Chief Executive Officer of Domino's Pizza, Inc., an international pizza delivery company operating over 9,000 stores in over 60 countries. Mr. Brandon was also President and Chief Executive Officer of Valassis, Inc. from 1989 to 1998 and Chairman of its Board of Directors from 1997 to 1998.

Mr. Brandon's years of experience as a chief executive officer of several publicly-traded companies, his experience in global brand management and his for-profit and non-profit board service bring a unique perspective to the Board of Directors. These factors contributed to his recommendation by the Board for continued service as a director.

Douglas D. French, 64	2002	Managing Director, Santé Health Ventures since 2007	None
-----------------------	------	--	------

Mr. French has served as the founding partner of Santé Health Ventures, an early-stage healthcare venture fund, since 2007. Prior to joining Santé Health Ventures, he served as the President and Chief Executive Officer of Ascension Health, the largest not-for-profit health system in the U.S. Mr. French has also served as CEO for St. Mary's Medical Center and St. Vincent Health System, both of Midwest Indiana. He has more than three decades of health management experience including serving as a director for numerous public and private companies.

Mr. French's governance experience, as well as his leadership roles and expertise in the health management industry, provides a valuable resource to management and the Board of Directors; accordingly, the Board recommended his nomination for re-election as a director.

John R. Hoke III, 53	2005	Chief Design Officer, Nike, Inc. since 2017 Vice President, Nike Global Design 2010 to 2017	None
----------------------	------	---	------

Since joining Nike, Inc., a marketer of athletic footwear, apparel, equipment, accessories and services, in 1993, Mr. Hoke has led the communication of Nike's culture of creativity internally and externally. He is currently the Chief Design Officer of Nike, Inc. having previously served as Vice President of Global Design, inspiring and overseeing an international team of designers. Mr. Hoke also serves as a director to several not-for-profit organizations relating to art and design.

Mr. Hoke's design expertise, both domestically and internationally, including his leadership role in a major, global enterprise, brings additional, insightful perspective to our Board discussions and decisions, and contributed to his recommendation by the Board for continued service as a director.

Heidi J. Manheimer, 55	2014	Executive Chairman, Surratt Cosmetics LLC since December 2017 Independent Consultant 2015 to 2017 Chief Executive Officer, Shiseido Cosmetics America from 2006 to 2015	None
------------------------	------	---	------

Ms. Manheimer is the Executive Chairman of Surratt Cosmetics LLC, a customizable beauty products and cosmetics company. Ms. Manheimer served as the Chief Executive Officer of Shiseido Cosmetics America, a global leader in skincare and cosmetics, from 2006 to 2015, as President of U.S. Operations from 2002 to 2006 and as Executive Vice President and General Manager from 2000 to 2002. Prior to that she spent seven years at Barney's New York and seven years at Bloomingdales in the beauty care divisions, rising to senior leadership positions within each company. Ms. Manheimer currently sits on the Board of Directors of Burton Snowboards having been appointed in 2006. For many years, she has served on nonprofit and trade association boards, and she was elected Chairwoman of the Cosmetic Executive Women Foundation in 2014.

Ms. Manheimer's extensive experience as a senior executive in the retail industry, experience with both e-commerce and international business practices and service as a board member for both profit and nonprofit businesses provide a valuable resource to management and the Board of Directors, accordingly, the Board recommended her nomination for re-election as a director.

Directors Whose Terms Expire in 2019

Name and Age	Year First Became a Director	Principal Occupation(s) During Past 5 years	Other Directorships of Public Companies held during Past 5 years
Lisa A. Kro, 53	2012	Co-Founder, Managing Director Mill City Capital L.P. since 2010	Famous Dave's of America, Inc.

Ms. Kro is a founding partner of Mill City Capital, L.P., a private equity firm, where she is Managing Director. From 2004 to 2010, Ms. Kro was the Chief Financial Officer and a Managing Director of Goldner Hawn Johnson & Morrison, also a private equity firm. Prior to joining Goldner Hawn, she was a partner at KPMG LLP, an international public accounting firm.

Ms. Kro's service in auditing as well as her experience in the finance and capital environments enable her to contribute to a number of financial and strategic areas of the company. Her experience on other boards, including previous service as the financial expert on the audit committee of another publicly-traded company, contributes to the oversight of the company's financial accounting controls and reporting.

Michael A. Volkema, 62	1995	Chairman of the Board, Herman Miller, Inc. since 2000	Wolverine Worldwide, Inc.
------------------------	------	--	---------------------------

Mr. Volkema has been Chairman of the Board of Directors of Herman Miller, Inc. since 2000, serving as non-executive Chairman since 2004. He also served as CEO and President of the company from 1995 to 2004. Mr. Volkema has more than thirty years of experience as a senior executive in the home and office furnishings industry. This experience includes corporate leadership, branded marketing, international operations, and public company finance and accounting through audit committee service.

Mr. Volkema is a key contributor to the Board based upon his knowledge of the company's history and culture, operational experience, board governance knowledge, service on boards of other publicly held companies and industry experience.

Directors Whose Terms Expire in 2020

Name and Age	Year First Became a Director	Principal Occupation(s) During Past 5 years	Other Directorships of Public Companies held during Past 5 years
Mary Vermeer Andringa, 68	1999	Chair of the Board Vermeer Corporation since 2015 Chief Executive Officer and Chair of the Board Vermeer Corporation from 2014 to 2015 President and Chief Executive Officer Vermeer Corporation from 2003 to 2014	None

Since 1989, Ms. Andringa has been an executive officer of Vermeer Corporation, a leading manufacturer of agricultural, construction, environmental and industrial equipment located in Pella, Iowa. She served as President and Chief Executive Officer of Vermeer from 2003 to 2014. At that time, she became Chief Executive Officer and Chair of the Board. She transitioned exclusively to Chair of the Board in 2015. Ms. Andringa's tenure with Vermeer has spanned the gamut of functional expertise from marketing to international sales and acquisitions. With over thirty years of manufacturing experience, Ms. Andringa is past Chair of the National Association of Manufacturers which represents over 14,000 U.S.-based manufacturing entities. Ms. Andringa has served the last four years as the co-chair for the B20 Task Force for Small and Medium Enterprises. The B20 is a group of business leaders from the G20 countries who develop and advise the political leaders for the G20 on proposals to improve global growth.

Ms. Andringa's experience as a chief executive officer coupled with her focused efforts on lean manufacturing and continuous improvement initiatives as well as her involvement in international product sales and distribution provide an important resource to management and the Board of Directors.

Directors Whose Terms Expire in 2020 (continued)

Name and Age	Year First Became a Director	Principal Occupation(s) During Past 5 years	Other Directorships of Public Companies held during Past 5 years
Brenda Freeman, 54	2016	Chief Marketing Officer, Magic Leap since 2017 Chief Marketing Officer, National Geographic Channel 2015 to 2017 Global Head of Television Marketing, DreamWorks Animation SKG 2014 to 2015 Chief Marketing Officer, Turner Animation 2008 to 2014	Caleres, Inc. Under Armour, Inc.

Ms. Brenda Freeman is the Chief Marketing Officer for Magic Leap, a technology company that is developing a mixed reality computing platform that is on the cutting edge of the virtual and augmented reality world of wearable technology. She is responsible for all aspects of brand and product marketing, including the customer journey experience - CRM, social, digital, publicity, experiential and influencer marketing. Prior to her current role, Freeman was Chief Marketing Officer for the National Geographic Channels, a naturalist cable television production platform, where she oversaw brand development, multi-platform creative architecture and consumer communication. She was also global head of television marketing for DreamWorks, a television and movie production and distribution company, Chief Marketing Officer of Cartoon Network at Turner Broadcasting and Senior Vice President for Nickelodeon integrated marketing and partnerships at Viacom. Early in her career, she held consumer marketing and product development positions for Frito-Lay and Pepsi-Cola, both divisions of PepsiCo.

Ms. Freeman's experience as marketing executive and her specific experience with digital marketing and programming brings significant strength to the Board in advising management as it develops and executes the company's brand and demand pull marketing strategies.

J. Barry Griswell, 69	2004	Retired President and CEO, Community Foundation of Greater Des Moines 2008 to 2013	Voya Financial Inc. OZ Management
-----------------------	------	--	--------------------------------------

Mr. Griswell is the retired chairman and chief executive officer of the Principal Financial Group and Principal Life, a global financial services provider which offers a wide range of insurance and financial products and services. With more than thirty years of financial services experience, Mr. Griswell was the president and CEO of MetLife Marketing Corporation prior to joining The Principal. He is a former director and non-executive chairman of the board of the Principal Financial Group. Mr. Griswell is a director of Voya Financial, where he serves on the Executive Committee and as chair of the Risk, Investment and Finance Committee.

Mr. Griswell's financial expertise, governance experience and service as an executive of a publicly-traded corporation make him a key contributor to the Board of Directors.

Andrea Owen, 53	2018	President and Chief Executive Officer Herman Miller, Inc. since 2018 Global President, Banana Republic 2014 to 2017 Executive Vice President GAP Global Outlet 2010 to 2014	Taylor Morrison Home Corporation
-----------------	------	---	----------------------------------

Ms. Owen has been elected by the Board of Directors to succeed Brian C. Walker as the company's next President and Chief Executive Officer, effective August 22, 2018. Ms. Owen was also elected to the company's Board of Directors as of August 22. She joins Herman Miller after a 25-year career at Gap Inc., where she most recently served as Global President of Banana Republic, leading 11,000 employees in over 600 stores across 27 countries. She has developed a diversified skillset that aligns with the strategic direction of Herman Miller today and ranges from digital and omni-channel transformation to design, development and supply chain management, making her an important contributor to the Board.

The Nominating and Governance Committee has not received any nominations from any of our shareholders in connection with our 2018 Annual Meeting. The nominees who are standing for election as directors at the 2018 Annual Meeting are incumbent directors.

Herman Miller, Inc., and Subsidiaries 15

Corporate Governance and Board Matters

Board Governance Guidelines

Our Board of Directors is committed to sound and effective corporate governance practices, strong oversight of corporate risk management, ethical conduct and compensation. These practices reflect the Board's long-standing philosophy that a proper structure, appropriate policies and procedures, and reflective cultural factors provide the cornerstone to good governance. The Board documented those practices by adopting our Board Governance Guidelines ("Guidelines"). These Guidelines address director responsibilities, the composition of the Board, required Board meetings and materials, Board committee composition and responsibilities, and other corporate governance matters. Under our Guidelines, a majority of the members of our Board must qualify as independent under the listing standards of the NASDAQ National Markets. Our Guidelines also require the Board to have, among other committees, an Audit Committee, an Executive Compensation Committee, and a Nominating and Governance Committee, and that each member of those committees qualifies as an independent director under the NASDAQ listing standards. Our Guidelines, as well as the charters of each of the foregoing committees, are available for review on our website at www.hermanmiller.com/governance.

The Guidelines, with respect to the position of Chief Executive Officer ("CEO") and Chairperson, state that "the Board believes the roles of CEO and Chairperson should normally be separated. If the positions are combined, the Board will closely monitor the performance and working relationship between the CEO/Chairperson and the Board and will establish a Lead Director to act as a liaison between directors and the CEO/Chairperson and who chairs meetings of the independent directors." Consistent with our Guidelines, the roles of CEO and Chairperson are currently separate. Mr. Volkema currently serves as Chairman of the Board. As Mr. Volkema is not an employee of the company, he serves as a non-executive Chairman.

The Board's Role in Risk Oversight

The company's management annually engages in an enterprise risk management process, the key output of which is a series of risk matrices intended to identify and categorize strategic risks. The matrices also identify (1) those members of senior management who are responsible for monitoring each major risk, and (2) whether that risk is reviewed by the Board or a committee of the Board. The development of the matrices is facilitated by the company's Business Risk Group, through discussions with executive and senior management. Management and the Business Risk Group annually review and discuss the risk assessment process and results with the Audit Committee and, if applicable, recommend what risks are being adequately addressed, directly or indirectly, on a regular basis and what risks should be further discussed with the full Board or other committees and the appropriate form and timing of such discussions. The Business Risk Group is the internal audit group of the company.

During the past fiscal year, the Business Risk Group reviewed the company's compensation policies and practices to determine if those policies or practices are reasonably likely to have a material adverse impact on the company. The Business Risk Group conducted its review in late 2017 and provided a report to the Committee in January 2018. In conducting its review of the compensation plans, the Committee considered both the structure of the compensation plans and the presence of risk mitigating features such as caps, multi-year earning requirements, vesting provisions and "clawbacks." Based on the evaluation, the Committee concurs with management's determination that the company's compensation policies and practices are not reasonably likely to create a material adverse impact on the company.

Under the Guidelines, the Board of Directors is responsible for evaluating CEO performance, monitoring succession planning, reviewing the company's major financial objectives, evaluating whether the business is being properly managed and overseeing the processes for maintaining the integrity of the company with respect to its financial statements, public disclosures and compliance with laws. The Board has delegated the primary oversight for managing the risk with respect to some of these to the various board committees as described in the committee charters.

Code of Conduct

Our Board has adopted a Code of Conduct that applies to all our employees, officers, and directors. This code also serves as the code of ethics for our CEO and senior financial officers. This code is posted on our website at <http://www.hermanmiller.com/about-us/who-is-herman-miller/legal/corporate-code-of-conduct.html>. Any changes to or waivers of the code must be approved by the Board of Directors and will be disclosed on the company's website. The Code of Conduct was last modified in December 2015. The Code of Conduct is reviewed annually and there were no modifications to or waivers of the code in fiscal 2018. The Code of Conduct meets the requirements of the NASDAQ listing standards.

Determination of Independence of Board Members

As required by our Guidelines, our Board has determined that each of our directors, other than Ms. Owen (effective August 22, 2018), qualifies as an "Independent Director," as such term is defined in the NASDAQ listing standards, and that none of those independent directors has a material relationship with the company. The Board's determination was made as a result of its review of completed individual questionnaires addressing the nature and extent of each member's relationship with the company and taking into consideration the definition of "Independent Director" under the NASDAQ rules. Our Board also determined that each member of the Audit Committee and Executive Compensation Committee meets the independence requirements applicable to those committees as prescribed by the NASDAQ listing standards and, as to the Audit Committee, the applicable rules of the SEC.

Meeting Attendance

Each of our directors is expected to attend all meetings of the Board and applicable committee meetings, and Directors are encouraged to join the webcast for the Annual Meeting. All of our then current directors did so for our 2017 Annual Shareholders Meeting, including Ms. Dorothy Terrell, Mr. David O. Ulrich, and Mr. Brian C. Walker, who ceased to be directors subsequent to the meeting. During fiscal 2018, the Board held seven meetings; each director attended at least 75 percent of the aggregate number of meetings of our Board and Board Committees on which they served. Consistent with the requirements of our Guidelines, the independent members of our Board met in executive sessions, without the presence of management, at the conclusion of each regularly scheduled Board meeting.

Communications with the Board

Shareholders and other parties interested in communicating directly with one or more of our directors may do so by writing to us, c/o Corporate Secretary, 855 East Main Avenue, PO Box 302, Zeeland, Michigan 49464-0302. The Corporate Secretary will forward all relevant correspondence to the director or directors to whom the communication is directed.

Director Nominations

Our Bylaws contain certain procedural requirements applicable to shareholder nominations of directors. Shareholders may nominate a person to serve as a director if they provide written notice to us not earlier than the close of business on the 120th day and not later than the close of business on the 90th day prior to the first anniversary of the preceding year's Annual Meeting of Shareholders and, with respect to any special meeting of shareholders, not later than the close of business on the 10th day following the date on which the meeting is first publicly announced or, if there is no announcement, the 10th day following the date on which the notice of that meeting was first sent to our shareholders. The notice must include (1) the name and address of the shareholder providing notice and of the person or persons nominated, including information on the securities of the company held by those individuals, including any derivative securities, the details of which are set forth in our Bylaws, (2) a representation that the shareholder is a current record holder and will continue to hold those shares through the date of the meeting and intends to attend the meeting in person or by proxy, (3) for each proposed nominee, (a) all information relating to that person that would be required to be disclosed in a Proxy Statement required to be made in connection with solicitations or proxies for election of directors in a contested election pursuant to Section 14 of the Securities and Exchange Act of 1934 (including that person's written consent to be named in the Proxy Statement as a nominee and to serve as a director if elected) and (b) a description of all direct and indirect compensation and other material monetary arrangements existing during the past three years, as well as any other material relationships between or among the shareholders (and beneficial owner, if any) and their respective affiliates and associates and the proposed nominee and his or her respective affiliates and associates, including all information required to be disclosed pursuant to Rule 404 under Regulation S-K, and (4) the completed and signed questionnaire from each nominee with respect to the background and qualification of such person and the background of any other person or entity on whose behalf the nomination is being made.

Our Nominating and Governance Committee is responsible for reviewing the qualifications and independence of the members of the Board. To meet the needs of the company in a rapidly changing environment, the Guidelines explain that the company requires a high-performance board of directors whose members subscribe to our values and meet the specific resource needs of the business. To that end, the Nominating and Governance Committee considers a number of factors it deems appropriate when considering candidates for the Board; such factors may include experience and knowledge of the company's history and culture, technical experience and backgrounds such as manufacturing, design, marketing, technology, finance, management structure and philosophy, experience as a senior executive of a public company, and diversity. The Nominating and Governance Committee may also consider experience in a variety of industries in annually assessing and reviewing the current slate of directors and potential director candidates as the need arises. The Nominating and Governance Committee is responsible for assessing the appropriate skills and characteristics required of Board members. These factors, and others as considered useful by the Nominating and Governance Committee or the Board, are reviewed in the context of an assessment of the perceived needs of the Board at a particular point in time.

A shareholder may also make a recommendation to the Nominating and Governance Committee regarding any individual that the shareholder desires the Committee to consider for possible nomination as a candidate for election to the Board. The Board believes that all candidates, including those that shareholders recommend, should be evaluated in the same manner.

Under our Bylaws and Governance Guidelines, no person is to be elected as a director: (a) after he or she attains age 72 or (b) for a term that expires later than the annual meeting of shareholders at or immediately after such person attains age 72.

Board Committees

Our Board has four standing committees. Committee responsibilities are detailed in written charters. These charters are available on our website at www.hermanmiller.com/charters. The committees are as follows:

Nominating and Governance Committee

We have a Nominating and Governance Committee comprised of Mary Vermeer Andringa (chair), Brenda Freeman and Douglas French. The Nominating and Governance Committee develops and recommends to the Board governance standards and policies and board compensation including that of the Chairman of the Board. In addition, the committee identifies and recommends to the Board candidates for election to the Board. The Committee met four times during the last fiscal year.

Audit Committee

We have an Audit Committee comprised of Lisa A. Kro (chair), Douglas D. French and Heidi J. Manheimer. The Board has determined that Ms. Kro is qualified as an “audit committee financial expert” within the meaning of the applicable SEC regulations. This committee, composed entirely of independent directors under the applicable listing standards of the NASDAQ listing requirements, as well as the requirements of the Sarbanes-Oxley Act of 2002, is responsible for overseeing management's reporting practices, internal controls, and risk management on behalf of the Board of Directors, including overseeing and regularly evaluating (quarterly) the company's cybersecurity risks, which is regularly reported to and discussed among members of the Board of Directors. The committee is also responsible for appointing, approving the compensation of, and overseeing our independent registered public accounting firm. The Audit Committee met eight times during the last fiscal year.

Executive Compensation Committee

We have an Executive Compensation Committee comprised of J. Barry Griswell (chair), David A. Brandon and John R. Hoke III. The Executive Compensation Committee recommends to the Board the annual executive incentive plan and the annual remuneration of our Chief Executive Officer and President, approves the annual remuneration and executive incentive plan for the other executive officers, approves the grants of employee equity awards, and acts as the administrative committee for our equity-based compensation plans. A description of the committee's processes and procedures for the consideration and determination of executive and director compensation is set forth under the caption “Compensation Discussion and Analysis - Executive Summary” below in this Proxy Statement. The committee met four times during the last fiscal year.

Executive Committee

We have an Executive Committee comprised of Michael A. Volkema (chair), Mary Vermeer Andringa, J. Barry Griswell and Lisa A. Kro. The Executive Committee acts from time to time on behalf of the Board in managing our business and affairs (except as limited by law or our Bylaws) and is delegated certain assignments and functions by the Board of Directors. The committee met four times during the last fiscal year.

Executive Compensation Committee Interlocks and Insider Participation

No member of the Executive Compensation Committee is or has been an officer or employee of the company or had any relationship that is required to be disclosed as a transaction with a related party except as noted under Certain Relationships and Related Party Transactions. In addition, no current executive officer of the company has ever served as a member of the Board of Directors or compensation committee of any other entity that has or has had one or more executive officers serving as a member of our Board of Directors or Executive Compensation Committee.

Proposal #2 - Approval of Amendment to Articles of Incorporation

Current Standard and Policy

Michigan law provides that directors are elected by a plurality of the votes cast unless otherwise provided in a corporation’s articles of incorporation. Because our Articles of Incorporation do not provide otherwise, our directors are currently elected by a plurality of the votes cast. This means that the director nominees with the most votes cast in their favor are elected, regardless of any withheld votes.

Description of Amendment Generally

The Board has adopted, subject to shareholder approval, an amendment to our Articles of Incorporation that would allow us to amend our Bylaws to provide that, in an uncontested election, a nominee must receive a majority of the votes cast to be elected as a director. Under this proposal, in contested elections, where the number of nominees exceeds the number of directors to be elected, the voting standard would continue to be a plurality of votes cast.

Background

Shareholders of many public companies have urged that directors be elected by a majority of the votes cast rather than being elected by a plurality of the votes cast. Under the plurality standard, the directors who receive the most votes are elected. Because the number of nominees and the number of open seats are the same in an uncontested election, a nominee need only receive a single affirmative vote to be elected. As a result, a number of public companies have adopted charter or bylaw provisions implementing a majority vote standard or have adopted bylaws or corporate governance guidelines requiring a director who does not receive a majority of votes to submit his or her resignation to the board or one of its committees. Charter or bylaw provisions implementing a majority vote standard also typically require a director who does not receive a majority of votes to submit his or her resignation to the board or one of its committees to address the typical state law provision that provides that a director remains in office until his successor is elected, even if the director has not received a vote sufficient for re-election. Michigan law has such a provision regarding director succession. As discussed above under the heading “How many votes are needed for each proposal?,” we have a resignation policy in our Governance Guidelines.

The Nominating and Governance Committee and the Board have carefully considered the arguments for and against a majority voting standard. We believe that the plurality voting standard provides greater certainty that the annual election will result in a full and duly elected board of directors. However, the Board also recognizes that requiring a majority of the votes cast ensures that only directors with broad acceptability among the voting shareholders will serve on the Board and enhances the accountability of each director to our shareholders. While the current resignation policy in our Governance Guidelines seeks to address the same issues as the proposed amendment, the proposed amendment, if adopted by the shareholders, would enable us to implement a majority voting standard and provide more certainty regarding the majority voting standard over the longer term. In recent elections, our director nominees have received votes for election that exceeded a majority of the number of our shares outstanding. As a result, the difference in voting standards would have had no impact on us. On balance, the Board has concluded that the proposed amendment to allow for a majority voting standard is in the best interest of the company and our shareholders and therefore recommends that you approve this Proposal 2.

Amendment of Articles of Incorporation

Under Michigan law, a standard for election of directors other than a plurality may be used only if the articles of incorporation provide for a different standard. If shareholders approve the amendment, then a new Article IX of our Articles of Incorporation will be added which will read as follows:

ARTICLE IX

The Bylaws of the Corporation may provide that, to the extent provided in such Bylaws, each director of the Corporation shall be elected by the affirmative vote of a majority of the votes cast with respect to the director at any meeting for the election of directors at which a quorum is present, subject to the terms and conditions set forth within such Bylaws. For purposes of clarity, the provisions of the foregoing sentence do not apply to vacancies or newly created directorships filled by a vote of the Board of Directors.

Amendments to Bylaws and Board Governance Guidelines

The Board has adopted, subject to shareholder approval of the amendment to the Articles of Incorporation described above, amendments to our Bylaws and Governance Guidelines that will become effective upon filing the Certificate of Amendment to the Articles of Incorporation with the Michigan Department of Licensing and Regulatory Affairs. The amendments to our Bylaws and Governance Guidelines do not require any shareholder action. If the shareholders do not approve the proposed amendment to the Articles of Incorporation, then the amendments to our Bylaws and Governance Guidelines will not become effective.

Proposal #2 - Approval of Amendment to Articles of Incorporation *(continued)*

The amendments to the Bylaws provide that each director will be elected by the majority of the votes cast with respect to that director's election at any meeting of shareholders for the election of directors, other than a contested election. A majority of the votes cast will mean that the number of votes cast "for" a director's election exceeds the number of votes "withheld" with respect to that director's election. In a contested election, each director will be elected by a plurality of the votes cast with respect to that director's election at the meeting.

The amendments to the Bylaws further provide that, in an uncontested election of directors, any nominee for director who is already serving as a director and receives a greater number of votes "withheld" from his or her election than votes "for" his or her election (a "Majority Against Vote") will promptly tender his or her resignation. The Nominating and Governance Committee of the Board will then promptly consider the resignation submitted by a director receiving a Majority Against Vote, and the committee will recommend to the Board whether to accept the tendered resignation or reject it.

The Board will act on the committee's recommendation no later than 90 days following the date of the shareholders' meeting at which the election occurred. In considering the committee's recommendation, the Board will consider the factors considered by the committee and such additional information and factors the Board believes to be relevant. Following the Board's decision, we will promptly publicly disclose the Board's decision whether to accept the resignation as tendered, including a full explanation of the process by which the decision was reached and, if applicable, the reasons for rejecting the tendered resignation.

Any director who tenders a resignation pursuant to this provision will not participate in the committee recommendation or the Board consideration regarding whether to accept the tendered resignation. The amendments to the Bylaws also set forth a procedure for acting if a majority of the members of the committee receive Majority Against Votes at the same election.

In light of the proposed addition of a director resignation policy in our Bylaws, the amendment to the Governance Guidelines that the Board has adopted, subject to shareholder approval of the amendment to the Articles of Incorporation, would remove the director resignation policy that is currently part of that document.

Required Vote

The approval of the amendment to the Articles of Incorporation requires the affirmative vote of a majority of the outstanding shares entitled to vote on this proposal.

The Board of Directors recommends a vote FOR this proposal.

Proposal #3 - Ratification of Appointment of Independent Registered Public Accounting Firm

Our Audit Committee has appointed Ernst & Young LLP as our independent registered public accounting firm for the fiscal year ending June 1, 2019. Representatives of Ernst & Young will participate in the Annual Meeting of Shareholders and will be available to respond to appropriate questions submitted in advance. Shareholders may submit questions in advance by logging on to www.virtualshareholdermeeting.com/MLHR18. The Ernst & Young representatives will have the opportunity to make a statement if they so desire.

Although the submission of this matter for approval by shareholders is not legally required, our Board of Directors believes that such submission follows sound corporate business practice and is in the best interests of our shareholders. If our shareholders do not approve the selection of Ernst & Young, the selection of this firm as our independent registered public accounting firm will be reconsidered by the Audit Committee. This ratification of the appointment of Ernst & Young requires the affirmative vote of a majority of the votes cast on this proposal. Unless otherwise instructed by you, brokers, banks, and other street name holders will have the discretionary authority to vote your shares on this matter.

The Board of Directors recommends a vote FOR the ratification of the appointment of Ernst & Young LLP as our independent registered public accounting firm.

Disclosure of Fees Paid to Independent Auditors

Aggregate fees billed to us for the fiscal years ended June 3, 2017 and June 2, 2018, by our independent registered public accounting firm, Ernst & Young were as follows:

Fiscal Year Ended	June 3, 2017	June 2, 2018
Audit Fees ⁽¹⁾	\$ 1,865,000	\$ 2,153,500
Audit Related Fees	—	—
Tax Fees ⁽²⁾	136,920	445,000
Total	\$ 2,001,920	\$ 2,598,500

(1)Includes fees billed for the audit of and accounting consultations related to our consolidated financial statements included in our Annual Report on Form 10-K, including the associated audit of our internal controls, the review of our financial statements included in our quarterly reports on Form 10-Q, and services in connection with statutory and regulatory filings.

(2)Includes fees billed for tax compliance, tax advice and tax planning.

Our Audit Committee has adopted a policy for pre-approving services performed by Ernst & Young and other firms. This policy requires the Committee's pre-approval of all services that may be provided by our independent registered public accounting firm and certain audit services provided by other firms. The policy authorizes the committee to delegate to one or more of its members pre-approval authority with respect to permitted services. All services provided by Ernst & Young under the captions "Audit Fees," "Audit Related Fees," and "Tax Fees" were approved by the Audit Committee under this policy.

Report of the Audit Committee

The Audit Committee's purpose is to oversee the accounting and financial reporting processes of the company, the audits of the company's financial statements and management's assessment of the company's internal controls, the qualifications of the public accounting firm engaged as the company's independent registered public accounting firm, and the performance of the company's internal auditors and independent registered public accounting firm. The Committee's function is more fully described in its charter, which the Board has adopted and is available on the company's web site at http://www.hermanmiller.com/content/dam/hermanmiller/documents/investors/audit_committee_charter.pdf. The Committee reviews the charter on an annual basis. The Board annually reviews the NASDAQ listing standards definition of independence for audit committee members and has determined that each member of the Committee meets that standard.

Management is responsible for the preparation, presentation, and integrity of the company's financial statements, accounting and financial reporting principles, internal controls, and procedures designed to ensure compliance with accounting standards, applicable laws, and regulations. The company's independent registered public accounting firm, Ernst & Young LLP, is responsible for performing an independent audit of the consolidated financial statements and expressing an opinion on the conformity of those financial statements with U.S. generally accepted accounting principles. Ernst & Young LLP is also responsible for auditing and providing an opinion on the effectiveness of the company's internal control over financial reporting.

We have reviewed and discussed, with management and Ernst & Young LLP, the company's audited financial statements for the year ended June 2, 2018, management's assessment of the effectiveness of the company's internal controls over financial reporting and Ernst & Young LLP's evaluation of the company's internal controls over financial reporting.

We have discussed with Ernst & Young LLP the results of the independent auditors' examinations and the judgments of the independent auditors concerning the quality, as well as the acceptability, of the company's accounting principles and such other matters that we are required to discuss with the independent auditors under applicable rules, regulations or generally accepted auditing standards, including the matters required to be discussed by applicable rules of the Public Company Accounting Oversight Board (PCAOB). We have also received and reviewed the written disclosures and the letter from Ernst & Young LLP per the applicable requirements of the PCAOB regarding Ernst and Young LLP's communications with the Audit Committee around independence and we have discussed with Ernst & Young LLP their independence including a consideration of the compatibility of non-audit services with their independence.

Based on the reviews and discussions referred to above, we recommended to the Board of Directors that the financial statements referred to above be included in the company's Form 10-K Report for the year ended June 2, 2018, and we selected Ernst & Young LLP as the independent auditor for fiscal year 2019. The Board is recommending that shareholders ratify that selection at the annual meeting.

Lisa A. Kro (Chair)

Heidi J. Manheimer

Douglas D. French

Proposal #4 - Proposal to Approve, on an Advisory Basis, the Compensation Paid to the Company's Named Executive Officers

Consistent with our Board's recommendation, as approved by our shareholders and as required pursuant to Section 14A of the Securities Exchange Act, we allow our shareholders the opportunity to vote, on an advisory and annual basis, on the compensation of our named executive officers ("say on pay"). Thus, you are asked to vote upon the following resolution at this year's annual meeting.

We have designed the compensation of the named executive officers to vary based on the performance of the business and to reward consistent improvement in the results delivered to shareholders. In fiscal 2018, we approved changes in the compensation of each executive officer primarily to maintain competitive pay levels for each position. The Committee believes that the compensation to each named executive officer as disclosed in the Compensation Discussion and Analysis is appropriate in the light of the company's and the officer's performance during the fiscal year.

The Executive Compensation Committee ("Committee") has considered the results of the 2017 Say on Pay vote - in which approximately 82% of the votes cast were voted for the approval, on an advisory basis, of the compensation of our named executive officers as described in the 2017 Proxy Statement. Around the time of that advisory vote, members of management contacted 13 of our largest shareholders, representing approximately 25% of total shares outstanding. Some investors shared their desire to see a relative measure of performance as part of our executive long-term incentive awards. The Committee considered our investors' feedback and the outcome of the vote in general when considering future NEO compensation design features, including the addition of relative total shareholder return (TSR) measure to the long-term incentive awards for fiscal 2019. See page 27 for more information regarding our shareholder outreach process.

Shareholders are being asked to approve the following resolution at the Annual Meeting:

"RESOLVED, that the compensation paid to the company's named executive officers, as disclosed in the company's Proxy Statement for this annual meeting pursuant to the rules of the SEC, including the Compensation Discussion and Analysis, the compensation tables and narrative disclosure, is hereby APPROVED."

The Board of Directors recommends a vote FOR this proposal.

This vote is advisory and non-binding; however, the Board of Directors and Committee will review and consider the voting results in connection with future deliberations concerning our executive compensation program.

Voting Securities and Principal Shareholders

On August 10, 2018, we had 59,497,056 shares of common stock issued and outstanding, par value \$.20 per share. Shareholders are entitled to one vote for each share of common stock registered in their names at the close of business on August 10, 2018, the record date for the Annual Meeting fixed by our Board of Directors. Votes cast at the meeting and submitted by proxy will be tabulated by Broadridge Financial Solutions, Inc. As of August 10, 2018, no person was known by management to be the beneficial owner of more than five percent of our common stock, except as follows.

Name and Address of Beneficial Owner	Amount and Nature of Beneficial Ownership	Percent of Class
BlackRock, Inc. ⁽¹⁾ 55 East 52nd Street New York, NY 10055	6,934,391	11.66
The Vanguard Group, Inc. ⁽²⁾ PO Box 2600 Valley Forge, PA 19482	5,796,909	9.74

⁽¹⁾This information is based solely upon information as of June 30, 2018, contained in filings with the SEC on August 9, 2018 by BlackRock, Inc., including notice that it has, along with certain institutional investment managers for which it is the parent holding company, sole voting power as to 6,749,436 shares and sole dispositive power as to 6,934,391 shares.

⁽²⁾This information is based solely upon information as of June 30, 2018, contained in a filing with the SEC on August 14, 2018 by The Vanguard Group Inc., including notice that it has sole voting power as to 113,274 shares and sole dispositive power as to 5,681,210 shares, and shared voting power with respect to 8,106 shares and shared dispositive power with respect to 115,699 shares.

Director and Executive Officer Information

Security Ownership of Directors

The following table shows, as of August 10, 2018, the number of shares beneficially owned by each of the nominees and directors. Except as described in the notes following the table, the following persons have sole voting and dispositive power as to all their respective shares.

Name	Amount and Nature of Beneficial Ownership	Percent of Class ⁽¹⁾
Mary Vermeer Andringa	41,550	0.07
David A. Brandon	16,809	0.03
Brenda Freeman ⁽²⁾	—	—
Douglas D. French	11,618	0.02
J. Barry Griswell	20,913	0.04
John R. Hoke III	30,269	0.05
Lisa A. Kro	19,978	0.03
Heidi J. Manheimer	13,193	0.02
Brian C. Walker	see table below	
Michael A. Volkema	75,000	0.13

⁽¹⁾Percentages are calculated based upon shares outstanding plus shares that may be acquired under stock options exercisable within 60 days.

⁽²⁾Ms. Freeman's deferred compensation account allocation holds 8,171 shares of Herman Miller stock which would equate to a Percent of Class of 0.01. Mr. French's deferred compensation account holds 3,756 shares which would equate to an additional Percent of Class of 0.01.

Security Ownership of Management

The following table shows, as of August 10, 2018, the number of shares beneficially owned by each of the Named Executive Officers (NEOs) identified in the executive compensation tables of this Proxy Statement, and by all directors and executive officers as a group. Except as described in the notes following the table, the following persons have sole voting and dispositive power as to all their respective shares.

Name	Amount and Nature of Beneficial Ownership ⁽¹⁾	Percent of Class ⁽²⁾
Brian C. Walker	56,301	0.09
Jeffrey M. Stutz	64,232	0.11
Gregory J. Bylsma	109,333	0.18
Andrew J. Lock	4	—
B. Ben Watson	72,989	0.12
All executive officers and directors as a group (20 persons) ⁽³⁾	626,185	1.05

⁽¹⁾Includes the following number of shares with respect to which the NEOs have the right to acquire beneficial ownership under stock options exercisable within 60 days: no shares for Mr. Walker; 48,423 shares for Mr. Stutz; 59,795 shares for Mr. Bylsma; no shares for Mr. Lock; and 49,423 shares for Mr. Watson.

⁽²⁾Percentages are calculated based upon shares outstanding plus shares that may be acquired under stock options exercisable within 60 days.

⁽³⁾Included in this number are 226,915 shares with respect to which executive officers and directors have the right to acquire beneficial ownership under options exercisable within 60 days.

Letter from the Committee Chair

Dear Fellow Herman Miller Shareholder,

Fiscal 2018 was underpinned by positive financial performance and advancement of key initiatives, while also marking the start of a key leadership transition. We announced the retirement of Brian Walker and we are both grateful for his many contributions to Herman Miller over his long career and excited for our new CEO, Ms. Andrea Owen, to lead Herman Miller going-forward.

We are proud of the successes we achieved financially and operationally during fiscal 2018 as discussed in the Financial Highlights from Fiscal 2018 section of this proxy statement. Our executive compensation programs exhibited strong alignment with this performance:

- Executive annual incentive awards were paid at 92.5% of target, which reflected adjusted EBITDA performance (as described in the "Reconciliation of Non-GAAP Measures" on pg. 54) of \$266.4 million versus a target of \$269.0 million
- Our HMVA units granted for the 2016-2018 performance period were earned at 137% of target
- Our Relative TSR units granted for the 2016-2018 performance period were earned at 200% of target reflecting our 40.81% cumulative TSR over the three-year period


We conducted shareholder outreach meetings and calls before and after our fiscal 2017 Say on Pay vote, connecting with 13 holders representing approximately 25% of total outstanding shares. Our shareholders provided feedback on a number of aspects of our executive compensation program. The Executive Compensation Committee (the Committee) and management discussed this feedback, and the Committee approved changes to the programs in response. Because the feedback was received after the start of our fiscal 2018, we have made these changes effective for fiscal 2019 and beyond:

- Elimination of single-trigger vesting in our equity award agreements - while our long-term incentive plan provides for double-trigger vesting it also provides for Committee discretion to define vesting treatment in individual award agreements. Beginning with the annual awards granted in July 2018, the Committee has prohibited award agreements from providing for anything other than double-trigger vesting in the event of a change-in-control.
- Incorporation of performance-based long-term incentive (LTI) awards tied to the relative performance of our total shareholder return (TSR). While the company moved away from relative TSR PSUs in fiscal years 2017 and 2018 (choosing to focus on absolute TSR via stock options instead), our shareholders indicated a strong preference for a relative TSR component. Therefore, awards granted in fiscal 2019, tie 25% of our executives' LTI awards to PSUs earned based on our relative TSR performance compared to our peer group.
- Enhanced disclosure of the robust nature and conclusions of the Committee's incentive goal setting process - shareholders expressed a desire for more clarity about the means by which we set targets for fiscal 2017 in the Herman Miller Value Added (HMVA) program. In this year's Compensation Discussion and Analysis (CD&A), we have provided detailed information on the factors the Committee considered when setting the 2018 HMVA goals, and we will continue to provide such detail in future years' CD&As.

These changes complement the existing strong governance and best practices already underlying our executive compensation programs to balance the inherent need to retain, motivate and attract top-quality executives while aligning them directly with long-term shareholder interests.

Our Say on Pay Proposal is found on page 22 of this proxy statement, and the Board recommends that you vote 'FOR' this proposal. We also invite you to consider additional information on our compensation philosophy and decisions in the CD&A, which can be found on the following pages. I am confident that our executive compensation programs motivate the behaviors and results the Board and our shareholders expect.

Sincerely,



J. Barry Griswell
Chair, Board Executive Compensation Committee

Compensation Discussion and Analysis

Executive Summary

Executive Officers Covered by this Compensation Discussion and Analysis

We are required to provide information regarding our compensation policies and decisions relating to our President and Chief Executive Officer (CEO), our Chief Financial Officer (CFO) and the three other most highly compensated executive officers serving as executive officers at the end of the year. We refer to our CEO, our CFO and the other executive officers for whom disclosure is required as our “named executive officers” or “NEOs”. We intend this Compensation Discussion and Analysis to provide information regarding, among other things, the overall objectives of our compensation program and each element of compensation provided to the NEOs.

The NEOs for fiscal 2018 and their titles are listed in the following table:

Name	Title
Brian C. Walker	President and Chief Executive Officer (retiring effective August 21, 2018)
Jeffrey M. Stutz	Executive Vice President and Chief Financial Officer
Gregory J. Bylsma	President, North America Contract
Andrew J. Lock	Former President, Herman Miller International (retired July 31, 2018)
B. Ben Watson	Chief Creative Officer

Fiscal 2018 Company Performance

We continued to make significant progress in fiscal 2018 toward our long-term vision and financial objectives: delivering on our strategy for diversified growth, expanding into higher margin segments and categories, and continuing to enhance the Herman Miller global brand. In addition to meaningful progress on our long-term objectives, we achieved increased sales and orders for the eighth consecutive year and delivered consolidated revenue of \$2,381.2 million in fiscal 2018. Revenue growth, strong expense management and a lower tax rate helped offset commodity and pricing headwinds to deliver adjusted EPS 6%⁽¹⁾ ahead of the prior year, which is discussed elsewhere in this Proxy Statement. We also continued to maintain a strong balance sheet and cash flow profile. As a result of this financial performance, we recently announced a 10% increase to our quarterly dividend rate beginning in October 2018.

Alignment of Pay and Performance

In fiscal 2018, consistent with prior years, the Board’s Executive Compensation Committee (Committee) reviewed multi-year analyses that evaluated the relationship between CEO realizable pay and financial performance (including total shareholder return) for Herman Miller and its peer group companies (described below in detail in the section entitled "Benchmarking of Compensation"). The Committee conducts these analyses to ensure the desired linkage between executive pay and company performance.

The following graph illustrates the relationship, compared to our peers, between:

- CEO Realizable Pay (fiscal years 2015 through 2017 which is the most recent 3-year time period for which peer data is available): Calculated as the sum of annual base salary, actual annual incentive award paid and the value of stock awards granted (based on each company’s fiscal year end closing stock price) divided by target pay
- Total Shareholder Return (TSR): Annualized TSR for fiscal years 2015 through 2017

(1) Non-GAAP measurements; see accompanying reconciliations and explanations on pg 54.



2017 Say on Pay Vote and Shareholder Outreach During Fiscal Year 2018

Prior to our 2017 Say on Pay Vote, we had historically received overwhelming support of our executive compensation program, averaging 98%. Around the time of the 2017 Annual Shareholders Meeting, we contacted shareholders over the course of the proxy voting period to hear their views regarding our executive compensation program. A majority of the investors with whom we spoke supported our compensation program, which was further exhibited by 82% of shareholders voting in favor of our 2017 Say on Pay proposal.

When engaging with shareholders in fiscal 2018, around the time of our 2017 Annual Shareholders Meeting, the discussions focused primarily on the following items regarding our compensation program:

What We Heard:	What We Did:
A portion of our long-term incentive awards should factor in relative performance measures	We added PSUs, based on relative TSR compared to the peer group to the fiscal 2019 LTI mix
It is not clear how the Committee sets goals for the Herman Miller Value Added Performance Share Units	We have provided additional details below to provide further clarity on our goal setting process and will continue to do so in future years
All equity awards should be double-trigger	At its June 2018 meeting the Committee decided that all equity awards, starting with those granted in July 2018, will be double-trigger.

- Our Long-Term Incentive Mix.* Our Committee regularly reviews the mix of our incentives. For awards granted to NEOs in fiscal 2018, the LTI value was equally split among performance shares units, restricted stock units and stock options. Based on investor feedback, we increased the weighting for performance share units (from 33% to 50%) and added a relative TSR metric (see the "Compensation Program Changes for Fiscal 2019" section for additional details).
- How We Set Performance Goals for our Herman Miller Value Added Performance Share Units.* Our Herman Miller value added performance share units vest if the company’s annual earnings before interest, taxes, depreciation and amortization (EBITDA) less a capital charge exceed certain pre-established goals. We refer to EBITDA less a capital charge as HMVA. Each year we set the level of HMVA needed for threshold, target, and maximum payout based on a certain average annual percentage increase over the three year performance period. In absolute terms, the threshold and maximum performance goals for the 2018-2020 awards were lower than those for the 2017-2019 awards.

Compensation Discussion and Analysis (continued)

This was primarily due to our fiscal 2017 year being comprised of 53 weeks, but our 2018 fiscal year only being comprised of 52 weeks. As a result, we adjusted our fiscal 2017 HMVA to exclude the impact of the extra week of operations for the purpose of setting our fiscal 2018 HMVA performance goals. After such adjustment, our actual fiscal 2016 HMVA (which served as the starting point for our fiscal 2017-2019 HMVA performance goals) was higher than our actual fiscal 2017 HMVA (which served as the starting point for our fiscal 2018 HMVA performance goals). When adjusted for this factor, our 2018-2020 goals are equally aggressive to those of the prior cycle and reflect significant growth over prior years. As such, our threshold and maximum goals for our fiscal 2018-2020 HMVA awards were, in absolute dollar terms, less than our threshold and maximum goals for our fiscal 2017-2019 HMVA awards. But, they remained unchanged from our fiscal 2017-2019 HMVA in terms of the percentage increase required for threshold and maximum payout. The table below illustrates our HMVA goals for the three most recent performance cycles.

Payout % of Target	2018-2020 Average Value Added	2017-2019 Average Value Added	2016-2018 Average Value Added
200% of Target PSUs	\$230 million or more	\$239 million or more	\$193 million or more
100% of Target PSUs	\$210 million	\$210 million	\$170 million
No PSUs earned	Less than \$183 million	Less than \$191 million	Less than \$154 million
Capital Charge	10%	10%	10%

3. *How We Treat Equity Awards Upon a Change in Control.* Our 2011 Long-Term Incentive Plan provides that, upon a change in control, if the surviving company assumes an award (or if we are the surviving company), then the vesting of the award will be accelerated only if the award recipient's employment is terminated under certain circumstances within two years of the change in control (a "double-trigger"). However, the plan allows an award agreement to provide for different treatment, and the terms of certain restricted stock unit and performance share unit award agreements that we have provided to our NEOs state that the awards will vest immediately upon a change in control. We quantify the benefits that each named executive officer would receive upon a change in control in the table under the heading "Potential Payments upon Termination, Death, Disability, Retirement or Change in Control." Starting in July 2018, all equity award agreements will be double-trigger.

The Committee believes that the performance of our executive compensation program during fiscal 2018 was consistent with our compensation philosophy and objectives, as we describe below, and that the compensation we paid to our NEOs was appropriate and reflective of our overall performance. However, we value investor input and, based on the suggestions of our investors, we made several changes to our long-term incentive compensation for fiscal 2019 (see the "Changes to Compensation Program for 2019 -Long-Term Equity Incentives" section below).

Our shareholders will have the opportunity to cast an advisory "Say on Pay" vote at this year's annual meeting as well. The Committee will take the vote into consideration when evaluating the effectiveness of the company's executive compensation program.

Overview of Compensation Philosophy and How We Set Pay

Overview of Compensation Program

We have designed our compensation program to provide corporate officers who perform their duties at a proficient level with the opportunity to earn compensation that reflects the market median compensation for their position based upon data that our independent compensation consultant provides (as we describe in the section on Benchmarking of Compensation). The compensation program requires that a majority of the corporate officer's compensation be determined based upon the company's performance. The Committee believes that the compensation program, through the use of base salary, an annual incentive and long-term incentive awards, operates in a manner consistent with these objectives. The Committee also believes that the compensation program rewards performance that generates both consistent and long-term enhancement of shareholder value.

Compensation Discussion and Analysis *(continued)*

Compensation Philosophy

The Committee's compensation philosophy is to allow for an appropriate level of risk and a corresponding compensation reward within a range that bears a relationship to the competitive market, to the responsibilities of the employee and to the performance of the employee and our company. Consistent with this philosophy, the key objectives of our executive compensation program are to:

- Link a material portion of executives' total annual compensation directly to the company's performance
- Reinforce our values, build corporate community, and focus employees on common goals
- Align the interests of executives with the long-term interests of shareholders
- Attract, motivate, and retain executives of outstanding ability

Compensation Policies and Practices That Reflect Our Compensation Philosophy

What We Do	
a	Pay for Performance
a	Balance Long-Term and Short-Term Incentives
a	Benchmark Compensation Against an Appropriate Peer Group
a	Maintain Clawback Right
a	Monitor for Risk-Taking Incentives
a	Maintain Stock Ownership Requirements
a	Prohibit Hedging
a	Limit Perquisites
a	Engage an Independent Compensation Consultant
a	Hold Executive Sessions at Each Committee Meeting
What We Do Not Do	
x	No Gross-Ups for Taxes
x	No "Single Trigger" Severance
x	No Repricing of Options
x	No Guaranteed Compensation
x	No Dividends on Unvested Equity

Compensation Discussion and Analysis (continued)

Elements of the Compensation Program

The following table provides an executive summary of our fiscal 2018 compensation program for our corporate officers:

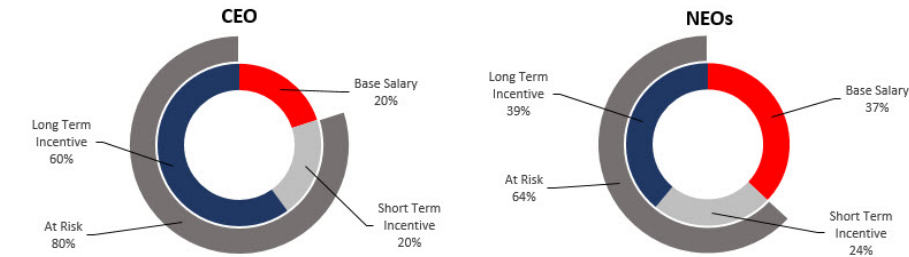
Compensation Element	General Description	Objective of Compensation Element
Base Salary	Base salaries reflect market rates for comparative positions and each NEO's historical level of proficiency and performance.	The base salary of NEOs typically varies around the median depending on an individual's experience, performance and internal equity considerations. The Committee or the Board in each circumstance uses its judgment and experience in setting the specific level of base salary relative to the general market median data.
Annual Incentive	<p>We provide corporate officers the opportunity to earn an incentive bonus pursuant to the Annual Executive Incentive Cash Bonus Plan. The plan provides for the annual payment of a cash bonus (incentive bonus) to selected corporate officers based upon the performance of the company (and in some cases, various business units and/or functional goals) during the fiscal year. The primary measure of performance for the bonus is EBITDA, which represents the company's earnings before interest, taxes, depreciation and amortization (excluding non-controlling ownership interests).</p> <p>An executive's total cash compensation is comprised of both base salary and annual incentive bonus.</p>	<p>The purpose of the EBITDA-based Annual Executive Incentive Cash Bonus Plan is to closely link incentive cash compensation to the creation of shareholder value. We intend for the plan to foster a culture of performance and ownership, promote employee accountability, and establish a framework of manageable risks imposed by variable pay. We also intend the plan to reward long-term, continued improvements in shareholder value with a share of the wealth created.</p> <p>The Committee believes that, in support of the company's strategy organizing around operating as a business unit and vertical markets, it is important to tie a significant portion of the corporate officers' cash bonus to the overall performance of the various operating units and vertical business that is within the officer's span of control. Additionally, some corporate officers have functional objectives that determine up to 25% of their annual incentive bonus.</p>
Long-Term Equity Incentives	The Committee and Board have historically granted various types of long-term incentive awards: Restricted Stock, Restricted Stock Units, Herman Miller Value Added Performance Share Units, Relative TSR Performance Share Units, and Stock Options.	<p>The key objectives of granting long-term equity incentive awards are:</p> <ul style="list-style-type: none"> - to provide an appropriate level of equity reward to corporate officers that ties a meaningful part of their compensation to the long-term returns generated for shareholders. - to provide an appropriate equity award to the next level of corporate officers where market data would support their inclusion in an annual equity award plan. - to assist the achievement of our share ownership requirements. - to attract, retain and reward key employees. We believe a significant portion of executive pay should be aligned with long-term shareholder returns and that encouraging long-term strategic thinking and decision-making requires that corporate officers have a significant stake in the long-term success of Herman Miller.
Retirement and Health Benefits	We maintain retirement plans along with a broad base of health insurance plans available to full-time and most part-time employees.	The NEOs participate in such retirement plans and health insurance plans on the same terms as all other employees within their respective geographic region or business unit.

Compensation Discussion and Analysis (continued)

Other Executive Compensation Plans	We provide limited additional compensation programs to our corporate officers including a compensation protection program in the form of executive long-term disability; a retirement equalization program in the form of a non-qualified retirement match program with an optional deferred compensation element; and in the case of NEOs, a perquisites program with a value of between \$20,000 (CEO) and \$12,000 (other NEOs) per year.	It is our goal to provide market competitive benefits which allow us to attract and retain critical executive talent.
------------------------------------	--	---

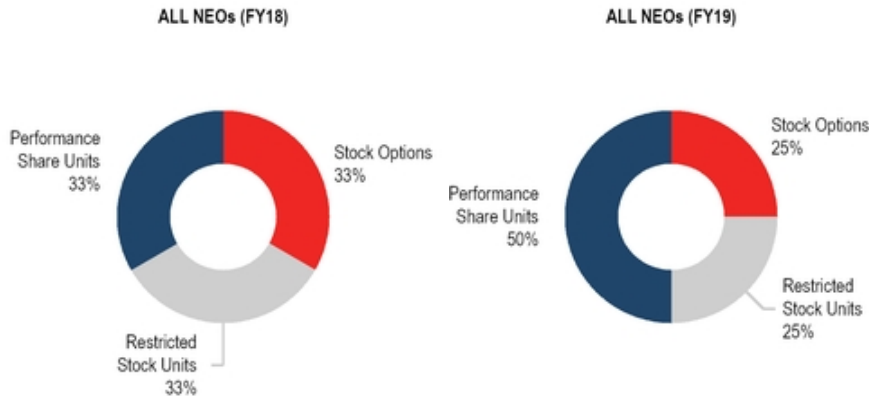
The following charts illustrate the key elements of our compensation for our NEOs:

Current Compensation



Base Salary Paid in Cash
Short-Term Incentive Paid in Cash
Based on EBITDA Performance

FY18 and FY19 Long-Term Incentives



Compensation Discussion and Analysis (continued)

The Committee determined that the total direct compensation for each NEO for fiscal 2018, and as approved for fiscal 2019, is within the benchmarked range given each NEO's performance, position and the company's performance. We provide more detail regarding each element of compensation for fiscal 2018 in the sections below.

Base Salary

The Committee and the Board granted merit increases for fiscal 2018 to our employees, including the NEOs. The base salaries of each of our NEOs was within the range established based on market data for their position. Salary changes went into effect July 18, 2017 and are detailed as follows:

Name	Salary for Fiscal 2018	Percent Increase
Brian C. Walker	\$ 975,000	6.0%
Jeffrey M. Stutz	\$ 450,000	12.5%
Gregory J. Bylsma	\$ 465,000	5.7%
Andrew J. Lock *	\$ 344,000	2.7%
B. Ben Watson	\$ 430,000	6.2%

* Measured in pounds sterling at an exchange rate of 1.2794 would yield £268,876.

The Board approved the fiscal 2018 salary for each of the NEOs based on its review of market data, corporate results and individual performance. Specifically, Mr. Walker's increase reflects the Board's recognition of Mr. Walker's continued efforts to grow the business opportunities for the company. Mr. Stutz's increase was a result of his continued growth and development in his role, his efforts to structure a financial strategy that aligns with the company's business objectives and the gap between prior salary and market rates. Mr. Bylsma's increase is a reflection of his continued improvement of the company's operations capabilities as well as his new responsibility for the overall North America Contract business which includes North America Work, Government, Healthcare and Education businesses. Mr. Lock's increase is in recognition of his implementation of infrastructure to grow the company's International business. Mr. Watson's increase is in recognition of the improvement in the company's brand strategy and messaging, his new responsibility for R&D and his new responsibility for streamlining our global portfolio of new products.

Annual Incentive Bonus

Setting Target Bonuses

The Committee, at the beginning of each fiscal year, establishes a target bonus pool representing the amount of incentive bonuses that may be paid under the Annual Executive Cash Incentive Bonus Plan if the company achieves the EBITDA amount contained in the company's annual financial plan as approved by the Committee and the Board. The Committee also establishes a target bonus for each participant, expressed as a percentage of base salary, which is the bonus amount the NEO would receive if all performance goals were achieved at target. The NEOs each have the opportunity to earn up to 200% of the target bonus and may earn zero bonus if our goals are not achieved. The annual cash incentive opportunity levels for each of our NEOs for 2018, as a percentage of base salary, were as follows:

Name	Threshold Bonus as % of Base Salary	Target Bonus as % of Base Salary	Maximum Bonus as % of Base Salary
Brian C. Walker	0%	100%	200%
Jeffrey M. Stutz	0%	65%	130%
Gregory J. Bylsma	0%	65%	130%
Andrew J. Lock	0%	65%	130%
B. Ben Watson	0%	65%	130%

We set the target incentive bonus percentage for the NEOs so that the incentive bonus at target performance will generally equal 100% of the market median bonus amount for comparable positions as shown in the market data, although we may adjust base pay and bonus to maintain total compensation in an amount that is consistent with our compensation philosophy. The Committee believes that this use of incentive bonus is consistent with the objective of making compensation for senior corporate officers more variable with the company's performance.

Compensation Discussion and Analysis (continued)

The Committee is responsible for setting performance goals for our annual incentive bonuses for each of our NEOs, other than our CEO, whose goals the full Board sets. For fiscal 2018, we based each NEO's annual incentive bonus on our 2018 consolidated EBITDA results. Messrs. Bylsma, Lock and Watson also had a portion of their compensation based on functional goals and/or business unit operating results. Specifically, for fiscal 2018, the table below illustrates the portion of each NEO's bonus that is tied to corporate and functional or business unit goals.

The consolidated Corporate EBITDA target for fiscal 2018, which would result in 100% payout of the EBITDA portion of the annual incentive bonus, was \$269.0 million. Achieving 113% of the EBITDA target (\$304.0 million) would result in a 200% payout of the eligible bonus payout, and anything below 94.4% of the target EBITDA (\$254.0 million) would result in no payout. The maximum payout for the portion of our NEOs' bonuses based on functional goals or business unit EBITDA was also limited to 200%.

2018 Performance Results and Bonus Payouts

For fiscal 2018, the company's actual EBITDA (as adjusted in the manner we describe below) was \$266.4 million, which was between the target amount of \$269.0 million (100%) and the minimum amount of \$254.0 million (0%) and resulted in a payout percentage of approximately 93% of the target value for the fiscal year. The EBITDA bonus amounts we paid to the NEOs were as follows:

Name	Target Bonus Percent Tied to Company EBITDA	Company Performance Factor	Bonus Earned For Company Performance	Target Bonus Percent tied to Function/Bus Unit	Function/Bus Unit Performance Factor	Bonus Earned For Function/Bus Unit Performance	Total Bonus Amount Paid	Bonus Amount Deferred ⁽¹⁾
Brian C. Walker	100.00%	0.9253	\$ 894,142				\$ 894,142	\$ 71,531
Jeffrey M. Stutz	65.00%	0.9253	\$ 265,888				\$ 265,888	\$ 26,589
Gregory J. Bylsma	32.50%	0.9253	\$ 138,160	32.50%	0.8761	\$ 131,263	\$ 269,423	\$ 26,990
Andrew J. Lock	32.50%	0.9253	\$ 108,635	32.50%	2.0000	\$ 234,829	\$ 343,464	
B. Ben Watson	48.75%	0.9253	\$ 192,195	16.25%	1.0000	\$ 69,234	\$ 261,429	\$ 26,143

(1) - This amount represents the portion of the bonus that the NEO elected to defer under the Herman Miller, Inc. Executive Equalization Retirement Plan described later in this Compensation Discussion and Analysis.

Prior to payout of the bonuses, the Audit Committee approves the calculation of EBITDA results for the year and the resulting company performance factor. The Committee also certifies the company performance factor and the function/business unit performance factors for use in the Incentive bonus calculation.

Long-Term Equity Incentives

Setting Target LTI Values

For each NEO, the Committee calculates a target value of LTI grants for the current fiscal year that is expressed as a percentage of base salary and determines the percent of the target LTI value that should be allocated to each award type. The Committee sets the total target value of the LTI grants for each NEO at a level intended to ensure that the NEO's total direct compensation would correspond with the market median of the market data for a comparable NEO's individual position. Following the end of the fiscal year, the Committee determines the total value of LTI grants for each NEO based on each NEO's target value and the company's financial performance for that year relative to target. We convert that value for each NEO into grants of restricted stock units and performance share units based on the closing price of our stock on the date of grant and grants of stock options using a Black-Scholes valuation on the date of grant, using the share price on the date of grant as the exercise price.

Grants Awarded in Fiscal 2018

The table below illustrates the target value of the LTI grants, expressed as a percentage of their base salary, to our NEOs that the Committee and Board established and granted in July 2017. The target values associated with these grants were allocated approximately equally among the following three award types: RSUs, Herman Miller Value Added Performance Share Units and stock options.

The following table discloses the types of awards granted in July 2017 (fiscal 2018). It does not include grants of restricted stock units that we awarded to the NEOs (excluding Brian Walker) in connection with the retention agreements discussed in the paragraph entitled "Retention Agreements" later in this Compensation Discussion and Analysis. Those units are disclosed in the "Grants of Plan-Based Awards" table.

Compensation Discussion and Analysis *(continued)*

Name	Target of LTI as a % of Salary	Restricted Stock Units	Herman Miller Value Added Performance Share Units	Number of Options	Option Exercise Price
Brian C. Walker	300%	27,259	27,259	143,975	\$ 33.75
Jeffrey M. Stutz	110%	4,346	4,346	22,953	33.75
Gregory J. Bylsma	125%	5,432	5,432	28,691	33.75
Andrew J. Lock	95%	3,145	3,145	16,611	33.75
B. Ben Watson	80%	3,200	3,200	16,901	33.75

Key Features of Each Award

Restricted Stock Units: The restricted stock units (RSU) represent the right to receive shares of Herman Miller, Inc. common stock. Each unit represents the equivalent of one share of the common stock as of the date of grant and cliff vests after three years. RSUs convert into shares upon vesting. Dividends are not paid over the vesting period but accrue on the RSUs and are added to the total value of the units at the time of vesting.

Herman Miller Value Added Performance Share Units: The Herman Miller value added performance share units are units representing the right to receive shares of Herman Miller, Inc. at the end of the specified performance period. These units cliff vest after three years if certain Herman Miller Value Added goals are met. The awards provide that the total number of shares that finally vest may vary between 0 and 200% of the number of units awarded depending upon performance relative to the established Herman Miller Value Added goal. The Committee establishes the Herman Miller Value Added goals at the start of each three-year performance period. The awards also provide the Committee the ability to extend the performance period to a total of five years; however, if the extension is granted, then no more than 34% of the target grant may vest. Units convert into shares upon vesting. Dividends do not accrue on the awards.

Herman Miller Value Added is defined as the company's annual earnings before interest, taxes, depreciation and amortization (EBITDA) (excluding non-controlling ownership interests) less a capital charge. The capital charge for each cycle is determined by multiplying the company's capital by its cost of capital. The Committee approves the determination of the cost of capital and EBITDA for purposes of the Herman Miller Value Added Performance Share Units.

For grants made in fiscal 2018, the Value-Added goals are as follows:

Payout % of Target	2018 - 2020 Average Value Added
200% of Target PSUs	\$230 million or more
100% of Target PSUs	\$210 million
No PSUs Earned	Below \$183 million
Capital Charge	10%

Stock Options: The options vest ratably over three years and have a ten-year life, and the exercise price of each option equals the fair market value of our stock on the date of grant. In fiscal 2018, we granted stock options to all NEOs.

Details of our Executive Compensation Program

Role of the Committee

The Committee consists of three directors, each qualifying as independent under NASDAQ's listing requirements. The Board has determined that each member of the Committee also meets the definition of independence under our corporate governance guidelines and qualifies as a non-employee director for purposes of Rule 16b-3 under the Securities Exchange Act of 1934.

The Committee's primary functions are to oversee the compensation philosophy and strategy, to determine or recommend the compensation of company officers, including the NEOs, and to act as the Administrative Committee for our executive compensation and broad-based equity and benefit plans.

Compensation Discussion and Analysis *(continued)*

The Committee is also responsible for providing recommendations to the full Board with respect to all aspects of the annual compensation of our President and CEO. In addition, the Committee, based upon recommendations from our CEO, approves the annual compensation for all other officers covered by Section 16 of the Securities Exchange Act of 1934 including the NEOs and other corporate officers. Our President and CEO establishes the base salary of all other executives.

Among other responsibilities, the Committee establishes the performance objectives for the Annual Executive Incentive Cash Bonus Plan and our equity-based compensation plans, which cover the President and CEO, NEOs, other corporate officers and other executive employees.

The Committee is also tasked to review and advise on the compensation philosophy and strategy of the company, review and approve compensation and benefit plans as required by the Committee Charter, and review the annual compensation plans' risk analysis.

Role of the External Compensation Consultants

The Committee has the authority and sole discretion to select independent compensation consultants, legal consultants and other advisors to provide it independent advice. During July of fiscal 2018, the Committee retained Pay Governance LLC as its independent compensation consultants with respect to the compensation matters regarding our corporate officers. Prior to that time, Pearl Meyer & Partners served as the Committee's independent compensation consultant, including advisory services related to compensation of corporate officers for fiscal 2018. The independent services that Pearl Meyer provided to the Committee included reviewing the elements of compensation of the President and CEO as well as the other corporate officers and comparing those elements to our compensation philosophy and objectives and to market practices. We do not permit Pearl Meyer or Pay Governance to provide other consulting services to the company.

Pearl Meyer concluded that our compensation program established for those officers is consistent with our compensation philosophy and objectives as well as with market practices. With the approval of the Committee, we retained Meridian Compensation Partners LLC in fiscal 2018 to provide marketplace compensation data and compensation consulting services to management for employees other than the corporate officers.

Benchmarking of Compensation

To ensure that executive compensation is competitive, the Committee uses marketplace compensation data to compare our compensation program to market pay practices. The Committee, in determining fiscal 2018 compensation, also used a specific peer group for benchmarking pay (we list the members of the peer group in the Additional Compensation Information, Peer Group section later in this Compensation Discussion and Analysis). This peer group included both direct competitors as well as comparable companies in other industries to reflect the competitive market for talent in which we compete.

Pearl Meyer used the peer group information along with the following survey sources when analyzing the fiscal 2018 market competitiveness of pay levels of corporate officers: Willis Towers Watson Executive Compensation Database, Aon Hewitt Executive Total Compensation Measurement Database, Mercer Executive Database and Equilar Insight Database (we refer to the peer group information and these survey sources collectively as "market data"). We use the market data to determine competitiveness of base pay, annual incentive and long-term incentive awards. Pearl Meyer uses a regression analysis and aging to make allowances for time differences in the data and to align the data so that it is representative of companies having revenues equivalent to the operations that our individual corporate officers manage. Pearl Meyer compared the base salary, target total cash and target total direct compensation of each corporate officer to the 25th, 50th (market median) and 75th percentile of the Market Data for a comparable benchmark position.

Pearl Meyer provided the Committee with benchmarking data, market practices and trends, peer group selection and pay for performance evaluation information to provide appropriate context for the Committee's deliberations. Our CEO made recommendations to the Committee regarding the compensation package for each of the corporate officers (other than himself). The CEO based his recommendations with respect to corporate officers on the Pearl Meyer information, his evaluation of the individual's performance, the company's performance and other factors. The Committee based its approval of the CEO's recommendations for the compensation of corporate officers (other than the CEO) on the Committee's review of the information from Pearl Meyer relative to market pay, advice from Pearl Meyer and the Committee members' own judgment, including their judgment on the relative performance of both the company and its corporate officers. Based upon these same factors relative to the CEO's performance, the Committee made a recommendation to the full Board for the CEO's compensation. The Board of Directors determines the compensation of the CEO and the CEO did not participate in any conversations about his own compensation.

Compensation Discussion and Analysis *(continued)*

The Committee reviews and approves the peer group that we use in benchmarking compensation on an annual basis. The peers that we used for fiscal 2018 are set forth below:

Aaron's Inc.	HNI Corporation	Lennox International, Inc.
Acuity Brands, Inc.	Interface, Inc.	Polaris Industries, Inc.
Belden Inc.	Kimball International, Inc.	Restoration Hardware Holdings, Inc.
Brunswick Corporation	Knoll, Inc.	Select Comfort Corporation
Ethan Allen Interiors, Inc.	La-Z-Boy, Inc.	Steelcase, Inc.
Hill-Rom Holdings, Inc.	Leggett & Platt, Inc.	Tempur-Pedic International, Inc.

During fiscal 2018, after we had already set executive compensation for 2018, the Committee worked with Pay Governance to revise our peer group. We are using this revised peer group when setting executive compensation for fiscal year 2019. The revised peer group is set forth below:

American Woodmark Corporation	JELD-WEN Holdings, Inc.	RH aka Restoration Hardware Holdings, Inc.
Armstrong World Industries, Inc.	Kimball International, Inc.	Sleep Number Corporation
Ethan Allen Interiors, Inc.	Knoll, Inc.	Steelcase, Inc.
Hill-Rom Holdings, Inc.	La-Z-Boy, Inc.	Tempur Sealy International, Inc.
HNI Corporation	Leggett & Platt, Inc.	Universal Forest Products, Inc.
Interface, Inc.	Masonite International Corporation	Williams-Sonoma, Inc.

Our peer group is intended to represent companies against which we may compete for talent, with an emphasis on a number of criteria. For fiscal 2019, we made a number of changes to the peer group in light of these criteria: We removed Aaron's, Acuity Brands, Belden, Brunswick, Lennox International and Polaris because of differences in industry and customer focus. We replaced these six companies with American Woodmark, Armstrong World Industries, JELD-WEN, Masonite, Universal Forest Products and Williams Sonoma which better meet our selection criteria and enable us to maintain a peer group of robust size.

EBITDA Adjustments

The Committee has adopted guidelines for determining when adjustments to the company's EBITDA are appropriate in calculating incentive plan performance. Under these guidelines, the Committee will consider whether adjustments are appropriate to best reflect the operating results of our business and appropriately incent management in a manner that is in the best interest of shareholders. Some common examples of potential adjustments under the guidelines include excluding restructuring costs from EBITDA in the period incurred and amortizing them back into the calculation over a five-year period, certain contingent consideration, transaction costs, effects of purchase accounting and income associated with acquisitions. We may exclude these items only in limited circumstances or only for certain periods or specified awards. The guidelines also include a framework for evaluating potential EBITDA adjustments that considers as to a potential item of adjustment:

- Whether it is material to the result of the business;
- Its impact on near-term cash flows;
- Whether it is an accounting adjustment that does not reflect the ongoing operations of the business;
- Whether it aligns the company's performance outlook with long-term shareholder interests;
- Whether the adjustment unfairly impacts one particular business unit;
- Whether the company has made similar adjustments in recent reporting periods; and
- Whether the related income or expense was offset in a prior reporting period (and, if so, if it was excluded from EBITDA).

For fiscal 2018, company EBITDA performance was adjusted for incentive plan purposes to reflect the following items (refer to the section "Reconciliation of Non-GAAP Measures" for further information):

Compensation Discussion and Analysis (continued)

Description	Adjustment to EBITDA (\$ millions)	Rationale for the Adjustment
1. Amortization of previously excluded restructuring	\$(1.9)	Board approved restructuring actions are not included in the calculation of adjusted EBITDA to help ensure management's near-term compensation goals are not in conflict with the long-term strategic objectives of the business. Instead, related costs are amortized over a 5-year period and such amortization will be included in the calculation.
2. Current year pre-tax restructuring expense	\$8.2	Board approved restructuring actions are not included in the calculation of adjusted EBITDA to help ensure management's near-term compensation goals are not in conflict with the long-term strategic objectives of the business. Instead, these costs will be amortized over a 5-year period and such amortization will be included in the EBITDA calculation.
3. Third party consulting costs related to profit optimization plans, net of amortization	\$4.8	The Committee determined it is appropriate to exclude from the calculation of EBITDA the third party consulting costs associated with the company's profit optimization plans for the Consumer and North America business segments to help ensure management's near-term compensation goals are not in conflict with the long-term strategic objectives of the business. Instead, related costs are amortized against EBITDA as the savings from the initiatives are realized on a dollar-for-dollar basis.
4. Costs associated with the CEO transition plan announced in February 2018	\$4.4	The Committee determined it is appropriate to exclude the costs associated with the CEO transition plan announced in February 2018 as the costs are not reflective of the ongoing operation of the business.

Long-Term Equity Incentives

Our 2011 Long-Term Incentive Plan (which we refer to as the LTI Plan) authorizes us to grant various forms of equity-based compensation (which we refer to as Long-Term Incentive Grants or LTI grants or awards). The Committee is responsible for administering all elements of the LTI Plan and for making all Long-Term Incentive Grants, with the exception of the CEO whose grants the Board approves.

Historically, the Committee has established targets relating to Long-Term Incentive awards at the beginning of each fiscal year (during the month of July for that fiscal year) and made actual grants of awards during the month of July following the end of the fiscal year considering the company's financial performance for that year. Typically, the Committee and the Board at their June and July meetings take four actions in connection with our LTI Plan: (a) set the target value for the LTI awards for the current fiscal year, (b) determine the types of awards to be used for the current fiscal year, (c) establish the performance criteria, if any, for certain awards for the current fiscal year; and (d) grant the long-term incentive awards for the just completed fiscal year based upon the company's performance relative to target.

Grants under the LTI Plan are typically made in connection with the Board of Directors meeting in July of each year following the public release of our fiscal year-end financial results. We do not attempt to influence the amount of executive compensation by timing equity grants in connection with the disclosure of material information to the public. The backdating of equity award dates is specifically prohibited under policies adopted by the Board of Directors.

Other Considerations

Tally Sheet Review

In June 2017, the Committee reviewed executive compensation tally sheets that Pearl Meyer provided with respect to each corporate officer which reflected the total direct compensation to the NEOs and also information relating to all other elements of compensation including payments under severance or change in control obligations. The Committee uses this information to help it determine that our compensation program is consistent with market norms and with our compensation philosophy and the objectives referenced above.

Compensation Discussion and Analysis (continued)

Impact of Prior Compensation. Prior compensation of the NEOs does not normally impact how the Committee sets the current elements of compensation. The Committee believes the current competitive environment is more relevant in determining an NEO's current total level of compensation. As described above, the Committee uses tally sheets to track all elements of current compensation. The Committee, however, has the ability to consider the impact of any special equity grants upon the value of future grants that we make to corporate officers under the 2011 Long-Term Incentive Plan.

Retirement and Health Benefits

Health Plans

We maintain a broad-base of health insurance plans available to all full-time and most part-time employees. The NEOs participate in such health insurance plans on the same terms as all other employees within their respective geographic region or business unit.

Retirement Plans

We maintain broad-based retirement plans available for employees in the United States and the United Kingdom (UK). Our retirement plans are designed to provide an appropriate level of replacement income upon retirement. The benefits available to NEOs are the same as those available to other non-executive employees in their respective geographic region subject to limitations provided by law or regulation. The retirement plans include:

- The Herman Miller, Inc. Profit Sharing and 401(k) Plan
- The Herman Miller Limited Retirement Benefits Plan (UK)

Profit Sharing Plan and 401(k) Plan: The Herman Miller, Inc. Profit Sharing and 401(k) Plan consists of two parts. First, we make a core contribution to an employee's 401(k) account equal to 4% of base salary on a quarterly basis. The amount of salary included in the calculation is limited to the maximum salary level permitted by the IRS. Second, the 401(k) portion of the plan permits employees to make salary deferrals into the plan up to the maximum amount permitted by law. We also make a matching contribution to fully match employee contributions up to 4% of the employee's compensation contribution.

Herman Miller Limited Retirement Plan: Herman Miller Limited, our wholly owned UK subsidiary, provides a defined contribution retirement plan which provides for a non-discretionary fixed company contribution and a company matching contribution. The fixed company contribution for employees varies between 2.4% and 6.4% of the employee's eligible compensation depending upon age and date of hire. In addition, the company will match an employee's contributions up to an additional 2.8% of eligible compensation. Andrew Lock is the only NEO who participates in this defined contribution retirement plan. He is also a participant in the frozen defined benefit plan sponsored by Herman Miller Limited for employees hired prior to March 1, 2012.

Other Executive Compensation Plans

Deferred Compensation Plan

The Herman Miller, Inc. Executive Equalization Retirement Plan was approved by the Committee and the Board in 2007. The plan is a supplemental deferred compensation plan and became available for salary deferrals beginning in January 2008. The plan is available to highly compensated United States employees who are selected for participation by the Committee. All NEOs are currently able to participate, except Andrew Lock due to his employment outside the United States. The plan allows participants to defer up to 50% of their base salary and 100% of their incentive bonus. company contributions to the plan "mirror" the amounts we would have contributed to the Herman Miller Profit Sharing and 401(k) Plan had the employee's compensation not been above the statutory ceiling (currently \$275,000). Investment options under this plan are the same as those available under the 401(k) Plan. company contributions for amounts deferred in fiscal 2018 appear in the 2018 Summary Compensation Table under All Other Compensation.

Executive Long-Term Disability Plan

The plan covers 60% of the rolling two-year average of compensation. Corporate officers are eligible to participate when they have earned over \$6,000 in annual executive incentive compensation. This benefit continues as long as the executive remains disabled until age 65. The monthly benefit is capped at \$10,000.

Compensation Discussion and Analysis *(continued)*

Perquisites

We provide a limited number of perquisites to corporate officers. We normally provide each NEO with a specified dollar amount which can be used for a variety of approved perquisites. These perquisites include financial planning, life insurance, spousal travel and other benefits. The Committee has adopted a policy that specifically restricts the use of corporate aircraft for non-business purposes. The 2018 calendar year perquisite maximum was \$20,000 for the CEO and \$12,000 for each of the other NEOs. Unspent allowances may be carried over into the next calendar year provided an executive continues to participate in this benefit. The total maximum allowance (new calendar year allowance plus amount carried over) may not exceed the sum of reimbursement allowances approved for the prior two calendar years.

In addition to the above perquisite allowances, in fiscal 2018, we also provided the NEOs and all other corporate officers with the opportunity to obtain comprehensive physicals at our cost.

Retirement, Retention, and Change in Control Agreements

Mr. Brian C. Walker's Retirement

As we have previously disclosed, Mr. Walker announced his intention to retire from his position with the company by August 31, 2018. In connection with his retirement, Mr. Walker agreed to extend his post-employment non-compete and non-solicitation covenants from 12 to 18 months and to an unlimited confidential information and non-disparagement covenant. He also agreed to be available on a consultative basis for 18-months after his retirement to help with the transition to the new CEO and specifically to provide the new CEO with guidance and back-ground on our unique "contract" furniture business. In exchange for agreeing to extend his post-employment non-compete and non-solicitation covenants and to provide consulting services for up to 18 months, we agreed to pay Mr. Walker his base salary for an additional six months. Because Mr. Walker was already entitled to 12 months of base salary in exchange for his original 12 months of non-compete and non-solicitation covenants, he will receive base salary continuation for a total of 18 months following his retirement. We also agreed to provide Mr. Walker with a lump sum payment equal to 18 months of the employer portion of the premiums for his health and dental benefits. In the unlikely event Mr. Walker resigns prior to the identification of the new President and CEO of the company or is terminated for cause prior to August 31, 2018, he will not receive any of these payments. Given his retirement, the Committee determined that Mr. Walker would not be eligible for any equity compensation grants for fiscal 2019 or for a 2019 annual incentive opportunity.

Retention Agreements

Recognizing that the transition to a new CEO creates a period of uncertainty for our other employees, the Committee approved retention agreements for certain key executives, including our NEOs (other than the CEO), in February 2018. These agreements, which were intended to ensure the executives' commitment to the company while we search for a new CEO, provide the following benefits:

- A retention bonus equal to the executive's actual annual bonus for fiscal 2018. The retention bonus will be payable in two equal installments on (a) the date the fiscal 2018 annual incentives are payable and (b) as part of the last payroll in December 2018, provided the executive remains employed on those dates and, in the discretion of the Board, a successful transition of the CEO position from Mr. Walker to the new CEO has occurred.
- A grant of restricted stock units with a value equal to the executive's base salary, which we granted in February 2018. Such restricted stock units will vest on the second anniversary of the grant date provided the executive remains employed on that date. These units are disclosed in the "Grants of Plan-Based Awards" table.

However, if we terminate the executive's employment without cause or the executive elects to cease employment with the company for good reason prior to payment of the retention bonus or vesting of the RSUs, then the executive will continue to be eligible to receive the retention bonus and his or her RSUs will automatically vest if he or she signs and does not revoke a general release of claims. If no release is signed, the executive forfeits the retention bonus.

As we also previously disclosed, on March 2, 2018, Mr. Lock announced his intent to retire, and did so retire, effective July 31, 2018. As a result, Mr. Lock will receive a prorated (up to July 31, 2018) value of his restricted stock and will only receive 50% of the retention bonus, in accordance with the terms of his agreement described above. Mr. Lock has agreed to provide consulting services to our new President of International for 12 months following his retirement for no additional compensation.

Compensation Discussion and Analysis *(continued)*

Change in Control Agreements

Each NEO is party to a change in control agreement with us. The Committee believes the use of change in control agreements is appropriate as they help ensure a continuity of management during a possible take-over and help ensure that management remains focused on completing a transaction that is likely to maximize shareholder value. Potential payments under the change in control agreements are included in the tally sheets that the Committee reviews annually.

The narrative and footnotes to the tables entitled Potential Payments upon Termination, Death, Disability, Retirement or Change in Control describe the change in control payments in greater detail.

Compensation Program Changes for Fiscal 2019

The following is a summary of changes that our Committee and Board of Directors have made to our executive compensation program for fiscal 2019 as of the date of this proxy statement.

Base Salary in Fiscal 2019

The Committee and Board of Directors approved the following changes in the base salaries of the continuing NEOs for fiscal 2019 as we discuss below:

Name	Salary for Fiscal 2019	Percent Increase
Brian C. Walker	\$ —	—%
Jeffrey M. Stutz	\$ 480,000	6.7%
Gregory J. Bylsma	\$ 480,000	3.2%
Andrew J. Lock	\$ —	—%
B. Ben Watson	\$ 445,000	3.5%

The Committee decided not to increase Mr. Walker's compensation in light of his impending retirement. Mr. Stutz's increase is the result of his proficient performance in his role having completed a full three years in 2018 as CFO particularly in light of complexities in the global financial environment. Mr. Bylsma's increase is a reflection of his continued improvement of the company's operations capabilities as well as his new responsibility for the overall North America Contract business which includes North America Work, Government, Healthcare and Education businesses. Mr. Lock has no increase due to his retirement on July 31, 2018. Mr. Watson's increase is in recognition of the improvement in the company's brand strategy and messaging, his new responsibility for R&D and his new responsibility for streamlining our global portfolio of new products.

Each of the base salaries set for the NEOs was within the range established for his performance and position.

Incentive Cash Bonus for Fiscal 2019

For fiscal 2019, the measure of achievement under the Executive Incentive Cash Bonus Plan continues to be EBITDA. For fiscal 2019 awards, we are eliminating the function goals for Mr. Watson and other functional leaders, such that their 2019 annual incentive bonus will be based 100% on corporate EBITDA. Other provisions of the fiscal 2019 plan, such as the use of business unit goals, are the same as the fiscal 2018 plan. As discussed above, Mr. Walker is not eligible for a 2019 annual incentive bonus given that he is retiring by August 31, 2018.

LTI Grants Awarded in Fiscal 2019

The Committee approved several changes to our LTI grants for fiscal 2019. First, based on feedback we received from shareholders during fiscal 2018, we decided to add to our fiscal 2019 LTI mix for our executive leadership team performance share units that vest based on our TSR relative to our peer group. For fiscal 2019, applicable executives (including NEOs) received a mix of relative TSR performance share units, Herman Miller Value-Added performance share units, restricted stock units, and stock options, each making up 25% of the total LTI grant value.

Compensation Discussion and Analysis (continued)

The target levels for the relative TSR performance share unit payouts are as follows:

Relative TSR Performance Percentile Compared to Peers	Payout % of Target
80 th percentile or greater	200%
65 th percentile	150%
50 th percentile = target performance	100%
40 th percentile	75%
30 th percentile = minimum performance	50%
Below 30 th percentile	0%

Second, we eliminated the share pool concept for fiscal 2019. The share pool was intended to allow all of our LTI awards to be fully deductible under Section 162(m) as performance-based compensation, but given the elimination of the performance-based exception under 162(m) due to the Tax Cuts and Jobs Act, the pool is no longer relevant. (See the discussion under the heading “Deductibility of Compensation” below for more information.)

The target value of the LTI grants that the Committee and Board established for our NEOs (including all types) in July 2017 for final grants to occur in July 2018 (fiscal 2019) based on fiscal 2018 performance as a percent of base salary was 125% for Jeffrey Stutz and Gregory Bylsma and 90% for Ben Watson. The total target value was allocated approximately equaling among the award types that we granted to each NEO: RSUs, Herman Miller Value Added Performance Share Units, Relative Total Shareholder Return Performance Share Units and stock options. Mr. Walker is not eligible to receive a fiscal 2019 LTI award due to his retirement.

The following table discloses the types of awards granted in July 2018 (fiscal 2019) based upon fiscal 2018 performance:

Name	Restricted Stock Units	Herman Miller Value Added Performance Share Units	Relative Total Shareholder Return Performance Share Units	Number of Options	Option Exercise Price
Brian C. Walker	—	—	—	—	—
Jeffrey M. Stutz	3,672	3,672	2,633	17,512	\$38.30
Gregory J. Bylsma	3,794	3,794	2,721	18,096	\$38.30
Andrew J. Lock	—	—	—	—	—
B. Ben Watson	2,526	2,526	1,812	12,049	\$38.30

Hedging Policy

The Committee and the Board of Directors have adopted a policy prohibiting the Board of Directors and the corporate officers from hedging the economic risk of their ownership of our stock, including options or other derivatives related to the stock.

Stock Ownership Guidelines

The Committee believes that significant stock ownership by top management is of critical importance to our ongoing success, as it helps link the interests of senior management and our shareholders. As such, we have established stock ownership guidelines, which apply to the nine members of the executive leadership team and, beginning January 1, 2018, certain other corporate officers who work alongside the Executive Leadership Team to ensure global strategic alignment across business units and functions. The stock ownership guidelines require these individuals to own shares of our common stock equal to a specified multiple of their annual base salary. The applicable levels are as follows:

- President and Chief Executive Officer 6 times base salary
- Corporate officers with LTIP target equal to or greater than 100% of salary 4 times base salary
- Certain other direct reports to the CEO 3 times base salary
- Other corporate officers 1 times base salary

Compensation Discussion and Analysis *(continued)*

Stock Retention Requirements

Until the ownership guidelines are met, the executive must retain 40% of the pretax spread value of vested restricted stock, performance shares, restricted stock units, deferred stock, and 40% of the pretax spread value of exercised stock options must be retained in company stock. Compliance with the requirements is determined at each time an executive disposes of company stock.

Incentive Clawback

We have not had any material restatement of prior financial results. If such restatements were to occur, the Committee would review the matter and determine what, if any, adjustment to current compensation might be appropriate. The LTI Plan and the Annual Executive Incentive Cash Bonus Plan give the Committee the ability to “claw back” incentive bonus payments and LTI grants in the event of certain restatements.

Deductibility of Compensation

Section 162(m) of the Internal Revenue Code generally disallows a tax deduction to public corporations for compensation in excess of \$1 million paid for any fiscal year to individuals who are covered executives. For compensation paid for fiscal 2018, our covered executives were limited to our CEO and our other three most highly compensated corporate officers for that year, other than our CFO. However, for compensation that we paid for fiscal 2018, Section 162(m) generally exempted compensation that qualified as “performance based” from the \$1 million deduction limit. It was generally our intention that the compensation we paid to our covered executives for fiscal 2018 was deductible under Section 162(m) of the Code. Despite our intentions, because of ambiguities and uncertainties as to the application and interpretation of Section 162(m) and the regulations issued under that section, we cannot assure that compensation we intend to satisfy the requirements for deductibility under Section

162(m) will so qualify. In addition, the Committee reserved the right to provide compensation during fiscal 2018 that did not qualify as performance-based compensation under Section 162(m) to the extent it believed such compensation was necessary or appropriate to continue to provide competitive arrangements intended to attract and retain, and provide appropriate incentives to, corporate officers and other key employees.

Starting with our fiscal 2019, as a result of changes made to the applicability of Section 162(m) of the Code pursuant to the Tax Cuts and Jobs Act, our number of covered executives will expand to include our covered executives for 2018 plus any executive who, starting with fiscal 2019, serves as our CEO or CFO, or who is among the three most highly compensated executive officers, for any fiscal year. In addition, only qualifying performance-based compensation that is paid pursuant to a binding contract in effect on November 2, 2017 will be exempt from the deduction limit. Accordingly, any compensation that we pay in the future pursuant to new compensation arrangements entered into after November 2, 2017, even if performance-based, will count towards the \$1 million fiscal year deduction limit if paid to a covered executive. Because of these changes to Code Section 162(m) by the Tax Cuts and Jobs Act, some of the compensation that we provide to our named executive officers in 2019 and future years may not be deductible under Section 162(m).

Post-Employment Compensation

The NEOs are generally “at will” employees. This means that they can be discharged at any time and for no reason. We have agreed to pay corporate officers severance if they are terminated for reasons other than malfeasance or voluntary separation. For each NEO, severance would be equal to 18 months of base salary subject to the employee not competing with us during that period. The Committee’s determination as to the amount of severance payments for these NEOs is the result of benchmarking our practices to the Market Data. In addition, we maintain the health insurance on such employee during the salary continuation period. In exchange for such payments the employee provides the company with a mutual release of all claims and agrees not to work for a competitor or solicit our employees during the salary continuation period.

Executive Compensation Committee Report

The Committee has reviewed and discussed the Compensation Discussion and Analysis required by Item 402(b) of Regulation S-K with Management and, based on such review and discussions, the Committee recommended to the Board that the Compensation Discussion and Analysis be included in the Proxy Statement.

J. Barry Griswell (chair)

David Brandon

John R. Hoke III

Summary Compensation Table

The summary compensation table below shows the compensation for the NEOs for the fiscal years ended June 2, 2018 (2018), June 3, 2017 (2017) and May 28, 2016 (2016). The details of the company's executive compensation program are found in the Compensation Discussion and Analysis (or CD&A) above.

Name and Principal Position	Year	Salary (\$)	Stock Awards (\$) ⁽¹⁾	Option Awards (\$) ⁽¹⁾	Non-Equity Incentive Plan Compensation (\$) ⁽²⁾	Change in Pension Value and Nonqualified Deferred Compensation Earnings (\$) ⁽³⁾	All Other Compensation (\$) ⁽⁴⁾	Total (\$)
Brian C. Walker	2018	966,327	1,782,466	920,000	894,142		165,106	4,728,041
President and Chief Executive Officer	2017	916,846	1,626,984	1,240,002	684,059		233,597	4,701,488
	2016	896,635	1,800,797	612,500	1,287,926		116,742	4,714,600
Jeffrey M. Stutz	2018	442,116	734,197	146,670	265,888		40,183	1,629,054
Executive Vice President and Chief	2017	392,115	225,982	316,667	190,176		57,383	1,182,323
Financial Officer	2016	336,538	122,480		314,226		11,432	784,676
Gregory J. Bylsma	2018	461,058	820,191	183,335	269,903		49,080	1,783,567
President, North America Contract	2017	438,423	347,057	379,166	214,257		83,616	1,462,519
	2016	426,904	478,629		437,662		42,984	1,386,179
Andrew J. Lock ⁽⁵⁾	2018	360,062	549,812	106,144	343,464	12,882	207,131	1,579,495
President, Herman Miller International	2017	334,713	237,645	272,695	230,863	144,700	205,312	1,425,928
	2016	386,188	371,695		346,899	59,521	90,709	1,255,012
B. Ben Watson	2018	426,058	639,249	107,997	261,429		40,737	1,475,470
Chief Creative Officer	2017	403,108	190,314	223,246	227,474		66,257	1,110,399
	2016	391,923	283,019		354,377		60,450	1,089,769

(1) For all NEOs, amounts represent the aggregate grant date fair value of stock awards and option awards computed in accordance with FASB ASC Topic 718. The assumptions used in calculating these amounts are set forth in Note 9 of the company's consolidated financial statements for the fiscal year ended June 2, 2018 included in our Annual Report on Form 10-K.

(2) Includes the amounts earned in fiscal 2018 and paid in fiscal 2019 under the Executive Incentive Cash Bonus Plan as described in the Compensation Discussion and Analysis for the NEOs. Certain executives have elected to defer a part of the bonus under the Key Executive Deferred Compensation Plan. The amount of the deferrals and the corresponding company contributions will be shown in next year's Nonqualified Deferred Compensation Table.

(3) Amounts represent the aggregate change in the actuarial present value of the accumulated benefits under the company's Retirement Plans.

(4) The amounts for fiscal 2018 for all other compensation are described in the table below.

(5) All amounts reported for Mr. Lock were paid to him in British pounds sterling. The U.S. dollar value of the amounts paid to him for the fiscal 2018 is calculated based on the average annual conversion rate for fiscal 2018 of £1=\$1.34303.

	Bundled Benefits ^(a)	Car allowance (UK only)	Payment in lieu of Pension Contribution	Long-term Disability Insurance	Nonqualified Deferred Compensation Contribution ^(b)	Total Other Compensation
Brian C. Walker	26,383			3,888	134,835	165,106
Jeffrey M. Stutz	3,889			2,417	33,877	40,183
Gregory J. Bylsma	6,281			3,435	39,364	49,080
Andrew J. Lock ^(c)	33,679	12,007	161,445			207,131
B. Ben Watson				3,543	37,194	40,737

(a) Bundled Benefits are provided on a calendar year basis and include accounting fees, cell phone fees, club dues, family travel, education and training, home office expenses, vehicle expenses, and life insurance. Benefits for Mr. Walker include the approved amount for calendar 2018 plus carryover for calendar years 2017 and 2016.

(b) Amounts represent the company's contribution to the Herman Miller, Inc. Executive Equalization Retirement Plan.

(c) Mr. Lock serves the company through its United Kingdom subsidiary. As such, his benefits are paid according to the benefits paid in the United Kingdom, which are different from the benefits in the United States. His benefits include medical insurance, car allowance, spouse travel, and contributions to a pension plan. All amounts are converted from GBP to USD at the average annual conversion rate for fiscal 2018 of £1=\$1.34303.

Grants of Plan-Based Awards

The Grants of Plan-Based Awards table below sets forth information on equity awards granted by the company to the NEOs during fiscal 2018 under the Long-Term Incentive Plan (LTI Plan) and the possible payouts to the NEOs under the Annual Executive Incentive Cash Bonus Plan (Annual Cash Bonus Plan) for fiscal 2017. The Compensation Discussion and Analysis provides further details of grants under the LTI Plan, as well as the performance criteria under the Annual Cash Bonus Plan. (The LTI grants are discussed in the CD&A under the heading Long-Term Equity Incentives Grants Awarded in Fiscal 2018).

Name	Grant Date	Estimated Possible Payouts Under Non-Equity Incentive Plan Awards ⁽¹⁾			Estimated Future Payouts Under Equity Incentive Plan Awards ⁽²⁾			All Other Stock Awards: Number of Shares of Stock or Units (#) ⁽³⁾	All Other Option Awards: Number of Securities Underlying Options (#) ⁽⁴⁾	Exercise or Base Price of Option Awards (\$/Sh) ⁽⁵⁾	Grant Date Fair Value of Stock and Option Awards (\$) ⁽⁶⁾
		Threshold (\$)	Target (\$)	Maximum (\$)	Threshold (#)	Target (#)	Maximum (#)				
Brian C. Walker	07/18/17				0	27,259	54,518				862,475
	07/18/17							27,259			919,991
	07/18/17								143,975	33.75	920,000
		0	966,327	1,932,654							
Jeffrey M. Stutz	07/18/17				0	4,346	8,692				137,507
	07/18/17							4,346			146,678
	07/18/17								22,953	33.75	146,670
	02/09/18							12,346			450,012
		0	287,375	574,750							
Gregory J. Bylsma	07/18/17				0	5,432	10,864				171,868
	07/18/17							5,432			183,330
	07/18/17								28,691	33.75	183,335
	02/09/18							12,757			464,993
		0	299,688	599,376							
Andrew J. Lock	07/18/17				0	3,145	6,290				99,508
	07/18/17							3,145			106,144
	07/18/17								16,611	33.75	106,144
	02/09/18							9,442			344,161
		0	234,040	468,080							
B. Ben Watson	07/18/17				0	3,200	6,400				101,248
	07/18/17							3,200			108,000
	07/18/17								16,901	33.75	107,997
	02/09/18							11,797			430,001
		0	276,938	553,876							

(1)Under the Annual Cash Bonus Plan, executives can earn incentive compensation based on the achievement of certain company performance goals. The actual Cash Bonus amount paid with respect to any year may range from 0 to 2 times of the target based upon the relative achievement of our EBITDA targets as set forth in the Summary Compensation Table above.

(2)The performance share units represent the right to receive shares of the company's common stock, and such shares are to be issued to participants at the end of a measurement period beginning in the year that performance shares are granted. The units reflect the number of shares of common stock that may be issued if certain EBITDA (earnings before interest, taxes, depreciation and amortization) and TSR return goals are met. The PSUs provide that the total number of shares which finally vest may vary between 0 and 200% of the target amount depending upon performance relative to the established EBITDA and TSR goals, respectively, and cliff vest after three years.

(3)The restricted stock units represent the right to receive shares of the company's common stock. These units reflect fair market value of the common stock as of the date of grant and cliff vest after three years.

(4)Each option has a term of ten years and vests pro rata over three years.

(5)Stock options are awarded at an option price not less than the market value of the company's common stock at the grant date in accordance with the LTI Plan.

(6)Aggregate grant date values are computed in accordance with FASB ASC Topic 718. For performance share units, the grant date fair value was determined based upon the vesting at 100% of the target units awarded.

Outstanding Equity Awards at Fiscal Year-End

The Outstanding Equity Awards at Fiscal Year-End table below shows the option awards and stock awards that were outstanding as of June 2, 2018. The table shows both exercisable and unexercisable options. The table also shows share units and equity plan awards that have not vested.

Name	Grant Date	Option Awards				Stock Awards			
		Number of Securities Underlying Unexercised Options (#) (1) Exercisable	Number of Securities Underlying Unexercised Options (#) (1) Unexercisable	Option Exercise Price (\$)	Option Expiration Date	Number of Shares or Units of Stock That Have Not Vested (#)(2)	Market Value of Shares or Units of Stock That Have Not Vested (\$)(3)	Equity Incentive Plan Awards: Number of Unearned Shares, Units or Other Rights That Have Not Vested (#)(4)	Equity Incentive Plan Awards: Market or Payout Value of Unearned Shares, Units or Other Rights That Have Not Vested (\$)(3)
Brian C. Walker	07/13/15		30,362	29.030	07/13/25	22,339	733,836	38,565	1,266,860
	07/19/16		150,198	31.860	07/19/26	27,359	898,743	26,365	866,090
	07/18/17		143,975	33.750	07/18/27	27,671	908,992	27,259	895,458
Jeffrey M. Stutz	01/19/11	646		25.060	01/19/21		—		—
	07/18/11	1,773		25.750	07/18/21		—		—
	07/13/15					1,519	49,899	2,623	86,166
	07/19/16	19,177	38,356	31.860	07/19/26	3,800	124,830	3,662	120,297
	07/18/17		22,953	33.750	07/18/27	4,412	144,934	4,346	142,766
	02/09/18					12,415	407,833		—
Gregory J. Bylsma	07/18/11	4,310		25.750	07/18/21		—		—
	07/13/15					5,938	195,063	10,250	336,713
	07/19/16	22,962	45,926	31.860	07/19/26	5,836	191,713	5,624	184,748
	07/18/17		28,691	33.750	07/18/27	5,514	181,135	5,432	178,441
	02/09/18					12,828	421,400		—
Andrew J. Lock	07/13/15					4,610	151,439	7,960	261,486
	07/19/16	16,514	33,030	31.860	07/19/26	3,996	131,269	3,851	126,505
	07/18/17		16,611	33.750	07/18/27	3,193	104,890	3,145	103,313
	02/09/18					9,494	311,878		—
B. Ben Watson	07/18/11	7,388		25.750	07/18/21		—		—
	07/17/12	9,363		18.170	07/17/22		—		—
	07/13/15					3,510	115,304	6,061	199,104
	07/19/16	13,520	27,040	31.860	07/19/26	3,200	105,120	3,084	101,309
	07/18/17		16,901	33.750	07/18/27	3,248	106,697	3,200	105,120
	02/09/18					11,863	389,700		—

(1) Options vest in three equal annual installments beginning on the first anniversary of the grant date.

(2) The 02/09/18 awards issued reflect credited dividends through the end of fiscal 2018 and cliff vest after two years. The remaining awards reflect credited dividends through the end of fiscal 2018 and cliff vest after three years.

(3) Assumes a stock price of \$32.85 per share, which was the closing price of a share of common stock on the last trading day of fiscal 2018.

(4) The Performance Share Unit awards cliff vest after three years, depending upon the achievement of certain EBITDA and TSR return goals.

Option Exercises and Stock Vested

This table provides information on the number and value of options exercised in fiscal 2018 and the vesting of restricted stock (on an aggregate basis).

Name	Option Awards		Stock Awards	
	Number of Shares Acquired on Exercise (#)	Value Realized on Exercise (\$) ⁽¹⁾	Number of Shares Acquired on Vesting (#)	Value Realized on Vesting (\$) ⁽²⁾
Brian C. Walker	306,860	2,134,198	55,252	1,892,379
Jeffrey M. Stutz	5,765	93,469	3,069	105,130
Gregory J. Bylsma	20,631	257,951	17,535	599,583
Andrew J. Lock	22,491	312,582	13,359	456,883
B. Ben Watson			9,118	311,813

⁽¹⁾Represents the difference between the exercise price and the fair market value of our common stock on the date of exercise.

⁽²⁾Value based on the closing market price of the company's common stock on the vesting date.

Pension Benefits

The Pension Benefits table below provides certain information regarding the retirement benefits available under the only retirement plan of the company that is not a defined contribution plan to the only NEO that participates in the plan at the end of fiscal 2018.

The retirement plan is described in the Compensation Discussion and Analysis.

Name	Plan Name	Number of Years Credited Service (#)	Present Value of Accumulated Benefit (\$)	Payments During Last Fiscal Year (\$)
Andrew J. Lock ⁽¹⁾	Herman Miller Limited Retirement Plan	14	1,323,243	

⁽¹⁾Mr. Lock was covered from 1990-2002 and beginning again during fiscal 2011 under the UK Pension Plan which is now frozen.

Nonqualified Deferred Compensation

The Nonqualified Deferred Compensation table below provides certain information relating to our two compensation plans that provide for the deferral of compensation on a basis that is not tax-qualified.

Name	Executive Contributions in Last Fiscal Year (\$) ⁽¹⁾	Registrant Contributions in Last Fiscal Year (\$) ⁽²⁾	Aggregate Earnings in Last Fiscal Year (\$) ⁽³⁾	Aggregate Withdrawals/ Distributions (\$)	Aggregate Balance at Last Fiscal Year End (\$)
Brian C. Walker	131,876	134,835	325,032	324,477	3,295,447
Jeffrey M. Stutz	24,680	33,877	17,041	1,913	237,697
Gregory J. Bylsma	49,089	39,364	22,591	87,751	474,141
Andrew J. Lock			38,373		315,411
B. Ben Watson	46,489	37,194	34,866		488,511

(1) Amounts in this column represent the deferrals of base salary earned in fiscal 2018 which are included in Summary Compensation Table under Salary, plus deferral of amounts earned in fiscal 2017 and paid in fiscal 2018 under the Annual Executive Incentive Cash Bonus Plan which was included in the fiscal 2017 Summary Compensation Table under Non-Equity Incentive Plan Compensation.

(2) Amounts in this column represent the company's contribution and are included in the "All Other Compensation" column of the Summary Compensation Table.

(3) Amounts reflect increases (decreases) in value of the employee's account during the year, based upon deemed investment of deferred amounts.

The company's Nonqualified Deferred Compensation Plan, which was terminated in fiscal 2007, allowed certain employees to defer part or all of their Annual Executive Incentive Cash Bonus Plan payment each year. The company matched any such deferral, up to 50 percent of the incentive bonus payment. The matching payment vested over three years and vesting was dependent upon the executive remaining employed with the company. Amounts deferred were converted into units having the same value as the company's stock and were credited with amounts at the same rate as the company's dividend on its common stock. Units are converted into shares of the company's common stock at the time of distribution.

The Committee approved The Herman Miller, Inc. Executive Equalization Retirement Plan for salary and incentive compensation deferrals that began in January 2008, which replaced the company's Nonqualified Deferred Compensation Plan. The Plan allows all United States employees who have compensation above the statutory ceiling to defer income in the same proportion as if the statutory ceiling did not exist. The company makes contributions to the plan such that the amounts in the plan "mirror" the amounts the company would have contributed to the company's tax-qualified 401(k) plan had the employee's compensation not been above the statutory ceiling. Distributions from the plan are paid out in cash based on the deferral election specified by the participant. We do not guarantee a rate of return under the Plan. Instead, participants make investment elections for their deferrals and company contributions. Investment options are the same as those available under our 401(k) plan.

Potential Payments upon Termination, Death, Disability, Retirement or Change in Control

The following table quantifies the estimated payments that would be made to each NEO in the event of his termination by the company without cause, in the event of his termination under circumstances that would trigger payments under change in control agreements, and upon a change in control without a termination of employment, in each case assuming that the change in control and/or termination occurred June 2, 2018.

Name	Benefit	Death	Disability	Retirement	Without Cause	Change in Control
Brian C. Walker	Cash Severance ^{(1) (2)}				\$1,462,500	\$5,850,000
	Prorated Annual Incentive					
	Equity					
	Restricted Stock Units	2,541,575	2,541,575	2,427,018	1,532,427	2,541,575
	Performance Shares ^{(3) (4)}	1,366,466	1,366,466		1,366,466	2,001,056
	Unexercisable Options					264,679
	Total	3,908,041	3,908,041	2,427,018	2,898,893	4,807,310
	Retirement Benefits					
	Other Benefits					
	Health and Welfare ⁽⁵⁾	—	—	—	26,637	53,274
	Outplacement	—	—	—	25,000	25,000
	Total	—	—	—	51,637	78,274
	Total	\$3,908,041	\$3,908,041	\$2,427,018	\$4,413,030	\$10,735,584
Jeffrey M. Stutz	Cash Severance ^{(1) (2)}				\$945,650	\$1,755,650
	Prorated Annual Incentive					
	Equity					
	Restricted Stock Units	727,487	727,487	709,222	575,990	727,487
	Performance Shares ^{(3) (4)}	116,792	116,792		116,792	217,967
	Unexercisable Options					37,972
	Total	844,279	844,279	709,222	692,782	983,426
	Retirement Benefits					
	Other Benefits					
	Health and Welfare ⁽⁵⁾	—	—	—	6,107	8,142
	Outplacement	—	—	—	25,000	25,000
	Total	—	—	—	31,107	33,142
	Total	\$844,279	\$844,279	\$709,222	\$1,669,539	\$2,772,218
Gregory J. Bylsma	Cash Severance ^{(1) (2)}				\$969,767	\$1,806,767
	Prorated Annual Incentive					
	Equity					
	Restricted Stock Units	989,298	989,298	966,469	781,670	989,298
	Performance Shares ^{(3) (4)}	345,823	345,823		345,823	472,280
	Unexercisable Options					45,467
	Total	1,335,121	1,335,121	966,469	1,127,493	1,507,045
	Retirement Benefits					
	Other Benefits					
	Health and Welfare ⁽⁵⁾	—	—	—	23,013	30,684
	Outplacement	—	—	—	25,000	25,000
	Total	—	—	—	48,013	55,684
	Total	\$1,335,121	\$1,335,121	\$966,469	\$2,145,273	\$3,369,496

Potential Payments upon Termination, Death, Disability, Retirement or Change in Control (continued)

Name	Benefit	Death	Disability	Retirement	Without Cause	Change in Control
Andrew J. Lock	Cash Severance ^{(1) (2)}				\$843,060	\$1,476,786
	Prorated Annual Incentive					
	Equity					
	Restricted Stock Units	699,512	699,512	686,295	570,263	699,512
	Performance Shares ^{(3) (4)}	258,294	258,294		258,294	331,510
	Unexercisable Options					17,986
	Total	957,806	957,806	686,295	828,557	1,049,008
	Retirement Benefits					
	Other Benefits					
	Health and Welfare ⁽⁵⁾	—	—	—	8,010	10,681
	Outplacement	—	—	—	25,000	25,000
	Total	—	—	—	33,010	35,681
Total		\$957,806	\$957,806	\$686,295	\$1,704,627	\$2,561,475
B. Ben Watson	Cash Severance ^{(1) (2)}				\$908,848	\$1,682,848
	Prorated Annual Incentive					
	Equity					
	Restricted Stock Units	716,855	716,855	703,605	587,966	716,855
	Performance Shares ^{(3) (4)}	204,383	204,383		204,383	278,879
	Unexercisable Options					26,770
	Total	921,238	921,238	703,605	792,349	1,022,504
	Retirement Benefits					
	Other Benefits					
	Health and Welfare ⁽⁵⁾	—	—	—	18,978	25,304
	Outplacement	—	—	—	25,000	25,000
	Total	—	—	—	43,978	50,304
Total		\$921,238	\$921,238	\$703,605	\$1,745,175	\$2,755,656

(1) "Without Cause" amount equals 18 months of base salary and "CIC" amount equals 3x (CEO) or 2x (Other NEOs) base salary + greater of prior year actual bonus or current year target bonus.

(2) Includes 2018 retention bonus (1x actual 2018 bonus amount) for all NEOs, other than the CEO.

(3) Actual shares earned are based on actual performance through the end of the performance period for outstanding performance share units (PSUs) where more than 50% of the performance period has elapsed and target for outstanding PSUs where less than 50% of the performance period has elapsed. For PSUs with a performance period ending after June 2, 2018 (our 2018 fiscal year end), the following performance estimates were used: Relative TSR PSUs granted in 2015 = 200% of target, Herman Miller Value Added PSUs granted in 2016 = 0% of target, Herman Miller Value Added PSUs granted in 2017 = 100% of target (less than 50% of the performance period has elapsed).

(4) There is no accelerated vesting of performance share units or stock options under a "Retirement" scenario (awards either continue to vest or are pro-rated for time employed since grant).

(5) "Without Cause" amount equals 18 months of benefits continuation and "CIC" amount equals 36 months (CEO) or 24 months (Other NEOs) benefits continuation.

Potential Payments upon Termination without Change in Control

The company under its salary continuation plan has agreed to pay corporate officers and other executives severance if they are terminated for reasons other than cause. The payments are equal to 18 months' base salary continuation for the NEOs. In addition, the company maintains the health insurance on such employee during the salary continuation period. In exchange for such payments, the employee provides the company with a mutual release of all claims and agrees not to work for a competitor during the salary continuation period. In the event of a termination covered by the change in control agreements described below, the payments under those agreements are reduced by any amounts received under the salary continuation plan.

The Executive Long-Term Disability Plan provides a monthly benefit to an executive of 60% of his two-year average executive incentive up to a monthly maximum of \$10,000. Each of the NEOs would be entitled to a \$10,000 monthly benefit if he became disabled as of June 2, 2018, for as long as he is disabled or until age 65.

Potential Payments upon Termination, Death, Disability, Retirement or Change in Control *(continued)*

Potential Payments upon Termination in Connection with Change in Control

In fiscal 2018, each NEO was party to a change in control agreement with the company. The change in control agreements are all “double trigger” agreements. This means that both these must be a change in control and the employee must incur an actual or constructive termination of employment by us to be entitled to a payment.

The agreements define change in control as having occurred (1) when a third party becomes the owner of 35 percent or more of the company's stock, (2) when a majority of the Board of Directors is composed of persons who are not recommended by the existing Board, or (3) under certain transactions involving a merger or reorganization, sale of all or substantially all of the company's assets or a liquidation in which the company does not maintain certain control thresholds.

An employee is entitled to a payment under the change in control agreement if within 2 years after a change in control he or she (1) has his or her employment with the company terminated by the company for reasons other than cause or (2) voluntarily terminates his or her employment if (a) the responsibilities of his or her job are significantly reduced, (b) the base salary or bonus he or she receives is reduced, (c) the benefits he or she receives are reduced by more than 5 percent, (d) the location of his or her job is relocated more than 50 miles from its current location, or (e) the obligations of the change in control agreements are not assumed by any successor company.

If both triggering events occur, then the NEO is entitled to a change in control payment. The change in control payment consists of three elements (1) amounts owed for current year base salary, on-target bonus prorated to the date of termination and all amounts of deferred income, (2) medical and other insurance benefits, and (3) a separation payment. In addition, all existing unvested options and other equity units become immediately vested and exercisable. The separation payment in the case of the CEO is to be equal to three times the amount described below and in the case of all other NEOs the payment is equal to two times the amount described below. The separation payment is a lump sum equal to either two or three times the sum of (a) the executive's base salary plus (b) the greater of the executive's actual bonus for the preceding year or his or her on-target bonus for the current year. This amount is reduced by any severance payment that executive receives under the severance benefit described above.

The company has no obligation to make a “gross up” payment to the executive if the amount of the payments under the change in control agreements is subject to an excise tax under Section 4999 of the Internal Revenue Code of 1986.

To receive the payments, the NEO is obligated to comply with the non-competition covenant of the agreement, committing him or her to refrain from competing with the company for a period equal to the number of years of compensation received by the NEO under the agreement.

Accelerated Vesting upon Death, Disability, Retirement or Change in Control

Various compensation plans contain provisions that permit accelerated vesting upon death, disability or change in control. In the event of a change in control, the Key Executive Deferred Compensation Plan and the Executive Incentive Cash Bonus Plan provide for the acceleration of payment even if the NEO has not been terminated. In addition, the vesting of each restricted stock unit and performance share unit will accelerate upon a change in control under the terms of the award agreements. These are so-called single trigger payment provisions. These so-called single trigger payments will no longer exist starting with grants in July 2018. The Long-Term Incentive Plan, Executive Incentive Cash Bonus Plan and Key Executive Deferred Compensation Plan each has provisions dealing with vesting upon death, disability or retirement. The definition of change in control for these plans is the definition contained in Treasury Regulations for Section 409A of the Internal Revenue Code.

Key Executive Deferred Compensation Plan

The Key Executive Deferred Compensation Plan, which terminated in fiscal 2007, permits a participant to elect to have his or her account distributed immediately upon his or her death, disability, or termination of employment in addition to change in control. The plan also permits the Committee to distribute to the employee amounts deferred before December 31, 2005 in the event of his death, disability or termination of employment.

Potential Payments upon Termination, Death, Disability, Retirement or Change in Control *(continued)*

Long-Term Incentive Plan

Change in Control

Under our 2011 Long-Term Incentive Plan, except as otherwise provided in an award agreement, awards that are outstanding at the time of a change in control transaction, will accelerate and immediately vest if (1) awards are not assumed or continued by the surviving corporation or (2) if the participant's employment is terminated without cause or by the participant with good reason within a one-year period following the change in control. However, all our award agreements for currently outstanding awards provide that the awards will vest immediately upon a change in control. Going forward starting in July 2018, all awards shall be double-trigger awards. Specifically, with respect to performance-based awards, if less than half the performance period has lapsed, those awards will be converted into shares or similar securities assuming target performance has been achieved. If at least half of the performance period has lapsed, those performance-based awards will be converted into shares or similar securities based upon actual performance-to-date. We quantify the benefits that each named executive officer would receive upon a change in control in the table under the heading "Potential Payments upon Termination, Death, Disability, Retirement or Change in Control."

Death, Disability and Retirement

Options granted under the LTI Plan to the extent vested at the date of death or disability remain exercisable for the balance of their original term but not more than 60 months following the date of termination of employment. If an employee retires, the options granted prior to fiscal 2013 to the extent vested remain exercisable for the balance of their original term but not more than 60 months following the date of termination of employment. For options granted beginning in fiscal 2013, the grant will be prorated over 12 months if retiring within one year of the grant; after the initial 12 months, they will vest in full. They remain exercisable for the balance of their original term but not more than 60 months following the date of termination of employment. In all other cases, the vested options terminate three months after the termination of employment.

In the case of restricted stock units, if an employee dies or becomes disabled, units vest immediately. All vest ratably if the employee is terminated for reasons other than cause. Vesting is determined by comparing the number of months the employee has been with the company between the date of grant and the date of termination to the original vesting period. If an employee retires, units will be prorated over 12 months if retiring within one year of the grant; after the initial 12 months, they will vest in full.

Performance shares, as explained earlier, are granted at a target value and the actual number of units converted into shares is determined at the end of a 3-year measurement period. The percentage of the performance share target grant that is eligible to vest if an employee dies, becomes disabled, or is terminated for reasons other than cause is determined by comparing the number of months between the date of grant and the date of termination to the original vesting period. If an employee retires in the first year, the target performance share grant subject to vesting will be prorated over 12 months. If the employee retires after the first year, 100 percent of the target performance share grant is subject to vesting.

The Executive Incentive Cash Bonus Plan

The Executive Incentive Cash Bonus Plan requires that an employee be employed by the company on the last day of a fiscal year to be eligible to receive the incentive bonus, with certain exceptions noted below. The plan provides that in the events of death, disability or retirement an employee does not need to be employed on the last day of the fiscal year to receive a bonus. The employee's bonus will be reduced to reflect the portion of the year that he or she was employed by the company. In the event of a change in control, the incentive bonus is immediately vested (based upon EBITDA results achieved through the date of the change in control) and payable and is not reduced by virtue of the fact that it is calculated upon a partial year. The same provisions governing payment in the event of death, disability, retirement or change in control are also found in the bonus plan applicable to all other employees.

Pay Ratio

Pursuant to the SEC's guidance under Item 402(u) of Regulation S-K, we are required to disclose the annual total compensation for both our Chief Executive Officer and median employee and the ratio of those two amounts. For 2018:

- The annual total compensation of our Chief Executive Officer was \$4,728,041.
- The annual total compensation of our identified median employee was \$47,721.
- The ratio of the annual total compensation of our Chief Executive Officer to that of our identified median employee was 99 to 1.

The methodology we used to identify our median employee is summarized in the following table:

Item	Description
Determination Date	March 31, 2018
Employee Population	Total employee population (excluding the CEO) as of the determination date was 7,626
Consistently Applied Compensation Measure (CACM)	Gross wages, measured over the twelve-months ending on the determination date. For new hires, we annualized gross wages for any employees hired during the twelve-month period ending on March 31, 2018. For non-U.S. employees, values were converted into U.S. Dollars using the exchange rates in effect on the determination date

Director Compensation

The following Director Compensation table provides information on the compensation of each director for fiscal 2018. The standard annual compensation of each director is \$175,000. The Audit Committee Chair receives an additional \$20,000, the Executive Compensation Committee Chair receives an additional \$15,000 and the Nominating and Governance Committee Chair receives an additional \$10,000. Non-chair members of the Audit Committee receive an additional \$8,000 per year, non-chair members of the Executive Compensation Committee receive an additional \$6,000 per year, and non-chair members of the Nominating and Governance Committee receive an additional \$4,000 per year due to the increased workload of these committees. The Chairman of the Board of Directors receives additional annual compensation of \$75,000 and is eligible to participate in the company's health insurance plan. Brian Walker, the company's CEO, does not receive any additional compensation for serving on the Board of Directors.

The annual retainer and any chairperson or additional fees (collectively, the "Annual Fee") is payable by one or more of the following means, as selected by each director: (1) in cash; (2) in shares of our stock valued as of January 15 of each year; (3) credit under the Director Deferred Compensation Plan described below; (4) stock options valued as of January 15 of each year under the Black-Scholes Valuation Model; or (5) as a contribution to our company employee scholarship fund. Any director who does not meet the stock ownership guidelines must take at least 50 percent of his or her Annual Fee in one of the permissible forms of equity.

Stock Compensation Plan

Under our 2011 Long-Term Incentive Plan, nonemployee directors may be granted options to purchase shares of our stock if they elect to receive their compensation in stock options. Subject to certain exceptions, options are not exercisable prior to the first anniversary of the award date and expire 10 years after the date of the grant. The option price is payable upon exercise in cash or, subject to certain limitations, in shares of our stock already owned by the optionee, or a combination of shares and cash.

Deferred Compensation Plan

We also maintain a Nonemployee Officer and Director Deferred Compensation Stock Purchase Plan. The Plan permits a participant to defer receipt of all or a portion of his or her Annual Fee to his or her deferred account. Each account is credited with a number of units equal to a number of shares of the investment selected by the director including company stock and other investment alternatives. The initial value of the deferral is equal to the dollar amount of the deferral, divided by the per share fair market value of the selected investment at the time of the deferral. The units are credited with any dividends paid on the investment. The company maintains a Rabbi-Trust relating to obligations under this plan.

Director Compensation *(continued)*

Stock Ownership Guidelines

Director stock ownership guidelines have been in effect since 1997. These guidelines, like those applicable to the management team, are intended to reinforce the importance of linking shareholder and director interests. Under these guidelines, beginning in 2000, each director is encouraged to reach a minimum level of share ownership having a value of at least three times the annual director retainer over a five-year period after first becoming a director.

Other

Directors are reimbursed for travel and other necessary business expenses incurred in the performance of their services for the company, and they are covered under the company's business travel insurance policies and under the Director and Officer Liability Insurance Policy.

Perquisites

Some directors' spouses accompany them to Board meetings. The company pays for their expenses and for some amenities for the Directors and their spouses, including some meals and social events. The total of these perquisites is less than \$10,000 per Director. Directors are approved to purchase company products under employee discount pricing. The value of this perquisite was less than \$10,000 for all but two Directors as to whom the value has been included in All Other Compensation in the Director Compensation Table.

Director Compensation Table

Name	Fees Earned or Paid in Cash (\$) ⁽¹⁾	Stock Awards (\$) ⁽²⁾	Option Awards (\$) ⁽²⁾	All Other Compensation (\$) ⁽³⁾	Total (\$)
Mary Vermeer Andringa	85,000	100,000			185,000
David A. Brandon	181,000			25,907	206,907
Brenda Freeman	179,000				179,000
Douglas D. French	183,000				183,000
J. Barry Griswell	75,000	115,000			190,000
John R. Hoke III	181,000			13,203	194,203
Lisa A. Kro	145,000	50,000			195,000
Heidi Manheimer	90,000	93,000			183,000
Michael A. Volkema	250,000				250,000

(1)The amounts shown in the "Fees Earned or Paid in Cash" column include amounts that may be deferred under the Non-employee Officer and Director Deferred Compensation Plan. Amounts deferred are retained as units associated with hypothetical investments under the plan. The plan permits non-employee directors to elect to defer amounts that they would otherwise receive as director fees. Directors at the time of deferral elect the deferral period. These amounts may also reflect contributions to the Michael Volkema Scholarship fund which awards college scholarships to children of employees. During fiscal 2018, seven of the directors who received fees contributed a portion to the fund.

(2)Amounts represent the aggregate grant date fair value of stock awards and option awards computed in accordance with FASB ASC Topic 718. The assumptions used in calculating these amounts are set forth in Note 9, in the company's consolidated financial statements for the fiscal year ended June 2, 2018, included in our Annual Report on Form 10-K.

(3)Represents value received on product purchases under employee discount program.

As of June 2, 2018, each Director had the following aggregate number of outstanding options:

Name	Aggregate Number of Outstanding Options
Mary Vermeer Andringa	—
David A. Brandon	—
Douglas D. French	—
J. Barry Griswell	—
John R. Hoke III	—
Lisa A. Kro	—
Heidi Manheimer	—
Michael A. Volkema	—

Equity Compensation Plan Information

As noted in the Compensation Discussion and Analysis, we maintain certain equity compensation plans under which common stock is authorized for issuance to employees and directors in exchange for services. We maintain our 2011 Long-Term Incentive Plan (LTI Plan) and Employees' Stock Purchase Plan.

The following table sets forth certain information regarding the above referenced equity compensation plans as of June 2, 2018.

Plan Category	Number of securities to be issued upon exercise of outstanding options, warrants and rights	Weighted-average exercise price of outstanding options, warrants and rights	Number of securities remaining available for future issuance under equity compensation plans (excluding securities reflected in column (a))
	(a)		
Equity compensation plans approved by security holders	1,922,049	\$ 30.6345	3,689,364
Equity compensation plans not approved by security holders			
Total	1,922,049	\$ 30.6345	3,689,364

(1)The number of shares that remain available for future issuance under our plans is 3,689,364 which includes 2,697,625 under the Long-Term Incentive Plan and 991,739 under the Employees' Stock Purchase Plan.

Section 16(a) Beneficial Ownership Reporting Compliance

Our directors and officers, as well as any person holding more than 10 percent of our common stock, are required to report initial statements of ownership of our securities and changes in such ownership to the SEC. Based upon written representations by each director and officer, all the reports were timely filed by such persons during the last fiscal year except for Andrew Lock who had one delinquent filing representing three same-day-sale stock option exercises and H. Timothy Lopez who had one delinquent filing representing one award vest.

Certain Relationships and Related Party Transactions

The Board of Directors has adopted a written policy on Related Party Transactions. Under that policy, with certain limited exceptions, all proposed transactions between the company and any directors or officers or their respective affiliates are required to be reported to the Nominating and Governance Committee prior to entering such a transaction. Management is obligated to provide the Nominating and Governance Committee with information relating to the terms and conditions of the proposed transaction, how it complies with the policy, and if the proposed transaction is with a director, advise the Nominating and Governance Committee if the transaction would impact that director's status as an independent director. The Nominating and Governance Committee has the authority to determine whether the proposed transaction is exempt from approval or, if not, whether to approve the transaction as compliant with the policy or refer the matter to the Board of Directors. All approved or exempted transactions must be reported by the Nominating and Governance Committee to the full Board of Directors.

To approve a transaction under the policy, the Nominating and Governance Committee must determine that either (1) the dollar amount of the transaction and other transactions with the director during that year is less than \$100,000 and, for any director that is a member of the Audit Committee, does not constitute a proscribed consulting, advisory, or other compensated fee, or (2) if the proposed transaction is for the acquisition of products or services and is less than \$100,000 or is subject to a bid process involving three or more competing parties, and the transaction is in the best interest of the company and its shareholders, provided that (a) management determined that the proposed transaction will provide the best value for the company, (b) the compensation is consistent with the proposals submitted by the other bidders, and (c) the director did not directly participate in the proposal process.

Reconciliation of Non-GAAP Financial Measures

This report contains references to Adjusted diluted earnings per share ("EPS"), Organic net sales and Adjusted operating earnings and Adjusted EBITDA, all of which are non-GAAP financial measures (referred to collectively as the "Adjusted financial measures"). Adjusted diluted EPS and Adjusted operating earnings are calculated by excluding from Earnings per share - diluted and Operating earnings items that we believe are not indicative of our ongoing operating performance, such as non-recurring gains; expenses associated with restructuring actions taken to adjust our cost structure to the current business climate; other special charges not indicative of ongoing performance such as costs associated with the CEO transition plan announced in fiscal 2018; and non-cash impairment expenses. Organic net sales represents the change in sales excluding currency translation effects, the divestiture of owned dealers, the impact of the change in DWR shipping terms in fiscal 2018 and the impact of an extra week of operations in fiscal 2017 as compared to fiscal 2018. Adjusted EBITDA is calculated by excluding depreciation and amortization from Adjusted Operating Earnings (Loss) and including equity income and other income and expenses. These adjustments are made to provide enhanced comparability of the company's current results with historical results.

The company presents the Adjusted financial measures because we consider them to be important supplemental measures of our performance and believe them to be useful in analyzing ongoing results from operations. The adjusted financial measures are not measurements of our financial performance under GAAP and should not be considered an alternative to Earnings per share - diluted, Operating earnings or the company's reported Net sales under GAAP. The Adjusted financial measures have limitations as analytical tools and should not be considered in isolation or as a substitute for analysis of the company's results as reported under GAAP. The company's presentation of the Adjusted financial measures should not be construed as an indication that its future results will be unaffected by unusual or infrequent items. The company compensates for these limitations by providing prominence of the GAAP results and using the Adjusted financial measures only as a supplement.

The following table reconciles EPS to Adjusted EPS for the fiscal years indicated:

	June 2, 2018	June 3, 2017
Earnings per Share - Diluted	\$ 2.12	\$ 2.05
Less: One-time impact of adopting U.S. Tax Cuts and Job Acts	(0.05)	—
Add: Other special charges	0.16	—
Less: Gain on sale of dealer	—	(0.02)
Add: Impairment charges	—	0.07
Add: Restructuring expenses	0.07	0.06
Adjusted Earnings Per Share - Diluted	\$ 2.30	\$ 2.16
Weighted average shares outstanding (used for calculating Adjusted Earnings per share)	60,311,305	60,554,589

The following table reconciles Net Sales to Organic net sales by segment for the fiscal years ended:

	June 2, 2018					June 3, 2017				
	North America	ELA	Specialty	Consumer	Total	North America	ELA	Specialty	Consumer	Total
Net Sales, as reported	\$ 1,284.4	\$ 434.5	\$ 305.4	\$ 356.9	\$ 2,381.2	\$ 1,276.6	\$ 385.5	\$ 298.0	\$ 318.1	\$ 2,278.2
% change from PY	0.6%	12.7%	2.5%	12.2%	4.5%					
<u>Proforma Adjustments</u>										
Dealer divestitures	—	—	—	—	—	(25.8)	—	—	—	(25.8)
Currency translation effects ⁽¹⁾	(3.9)	(12.6)	(0.1)	(0.2)	(16.8)	—	—	—	—	—
Impact of extra week in FY17	—	—	—	—	—	(21.7)	(6.3)	(4.3)	(4.7)	(37.0)
Impact of Change in DWR Shipping Terms	—	—	—	(5.0)	(5.0)					
Organic net sales	\$ 1,280.5	\$ 421.9	\$ 305.3	\$ 351.7	\$ 2,359.4	\$ 1,229.1	\$ 379.2	\$ 293.7	\$ 313.4	\$ 2,215.4
% change from PY	4.2%	11.3%	3.9%	12.2%	6.5%					

⁽¹⁾ Currency translation effects represent the estimated net impact of translating current period sales using the average exchange rates applicable to the comparable prior year period.

Reconciliation of Non-GAAP Financial Measures *(continued)*

The following table reconciles Operating earnings to Adjusted operating earnings by segment for the fiscal years ended:

	June 2, 2018						June 3, 2017					
	North America	ELA	Specialty	Consumer	Corporate	Total	North America	ELA	Specialty	Consumer	Corporate	Total
Operating earnings (loss)	\$ 166.3	\$ 35.5	\$ 8.9	\$ 13.9	\$ (47.1)	\$ 177.5	\$ 176.0	\$ 35.9	\$ 8.1	\$ 4.8	\$ (34.0)	\$ 190.8
% Net sales	12.9%	8.2%	2.9%	3.9%	n/a	7.5%	13.8%	9.3%	2.7%	1.5%	n/a	8.4%
Add: Special charges	—	2.5	—	—	11.3	13.8	—	—	—	—	—	—
Add: Impairment charges	—	—	—	—	—	—	—	—	7.1	—	—	7.1
Less: Gain on sale of dealer	—	—	—	—	—	5.7	(0.7)	—	—	—	—	(0.7)
Add: Restructuring expenses	1.8	3.9	—	—	—	—	2.9	1.0	0.9	0.6	—	5.4
Adjusted operating earnings (loss)	\$ 168.1	\$ 41.9	\$ 8.9	\$ 13.9	\$ (35.8)	\$ 197.0	\$ 178.2	\$ 36.9	\$ 16.1	\$ 5.4	\$ (34.0)	\$ 202.6

The following table reconciles Current Year Net Income to Adjusted EBITDA used for the Annual Executive Incentive Cash Bonus Plan:

	Fiscal Year Ended June 2, 2018
(Dollars In millions)	
Current Year Net Income	\$ 128.1
Standard Add Backs:	
Interest Expense	13.5
Income Taxes	42.4
Depreciation and Amortization	66.9
EBITDA	\$ 250.9
Standard Adjustments per Guidelines	
Amortization of Previously Excluded Restructuring	(1.9)
Non-Standard Adjustments Requiring Approval	
Restructuring expense	8.2
Third party consulting costs, net of amortization	4.8
Costs associated with the CEO transition plan	4.4
Adjusted EBITDA	266.4

Miscellaneous

The cost of the solicitation of proxies will be borne by us. In addition to the use of the mails, proxies may be solicited personally or by telephone or electronic means by a few of our regular employees. We may reimburse brokers and other people holding stock in their names or in the names of nominees for their expenses in sending proxy materials to the principals and obtaining their proxies.

Our mailing for the fiscal year ended June 2, 2018, includes the Notice Regarding the Availability of Proxy Materials. A copy of the Notice of 2018 Annual Meeting of Shareholders and the 2018 Form 10-K (Annual Report) as well as the Proxy Statement, both filed with the SEC, are available, without charge, upon written request from the Secretary of the Company, 855 East Main Avenue, PO Box 302, Zeeland, Michigan 49464-0302.

Shareholders are urged to vote promptly. Questions related to your registered holdings can be directed as follows:

Computershare Investor Services, LLC, 250 Royall Street, Canton, Massachusetts 02021 Phone: 1-866-768-5723 inside the United States Phone: 1-781-575-2723 outside the United States <http://www.computershare.com>

By Order of the Board of Directors

H. Timothy Lopez, Secretary

August 28, 2018

***** Exercise Your *Right to Vote* *****
**Important Notice Regarding the Availability of Proxy Materials for the
Shareholder Meeting to Be Held on October 8, 2018.**

HERMAN MILLER, INC.

HERMAN MILLER, INC.
ATTN: SHAREHOLDER SERVICES
855 EAST MAIN AVENUE
ZEELAND, IL 61454-0202

Meeting Information

Meeting Type: Annual Meeting
For holders as of: August 10, 2018
Date: October 8, 2018 **Time:** 10:30 a.m., ET
Location: Meeting live via the Internet-please visit
www.virtualshareholdermeeting.com/MLHR18

The company will be hosting the meeting live via the Internet again this year. To attend the meeting via the Internet please visit www.virtualshareholdermeeting.com/MLHR18 and be sure to have the information that is printed in the box marked by the arrow → **XXXX XXXX XXXX XXXX** (located on the following page).

You are receiving this communication because you hold shares in the company named above.

This is not a ballot. You cannot use this notice to vote these shares. This communication presents only an overview of the more complete proxy materials that are available to you on the Internet. You may view the proxy materials online at www.proxyvote.com or easily request a paper copy (see reverse side).

We encourage you to access and review all of the important information contained in the proxy materials before voting.

**See the reverse side of this notice to obtain
proxy materials and voting instructions.**

— **Before You Vote** —
How to Access the Proxy Materials

Proxy Materials Available to VIEW or RECEIVE:

NOTICE AND PROXY STATEMENT ANNUAL REPORT

How to View Online:

Have the information that is printed in the box marked by the arrow → [XXXX XXXX XXXX XXXX] (located on the following page) and visit: www.proxyvote.com.

How to Request and Receive a PAPER or E-MAIL Copy:

If you want to receive a paper or e-mail copy of these documents, you must request one. There is NO charge for requesting a copy. Please choose one of the following methods to make your request:

- 1) BY INTERNET: www.proxyvote.com
- 2) BY TELEPHONE: 1-800-579-1639
- 3) BY E-MAIL*: sendmaterial@proxyvote.com

* If requesting materials by e-mail, please send a blank e-mail with the information that is printed in the box marked by the arrow → [XXXX XXXX XXXX XXXX] (located on the following page) in the subject line.

Requests, instructions and other inquiries sent to this e-mail address will NOT be forwarded to your investment advisor. Please make the request as instructed above on or before September 24, 2018 to facilitate timely delivery.

— **How To Vote** —
Please Choose One of the Following Voting Methods

Vote By Internet:

Before The Meeting:

Go to www.proxyvote.com. Have the information that is printed in the box marked by the arrow → [XXXX XXXX XXXX XXXX] (located on the following page) available and follow the instructions.

During The Meeting:

Go to www.virtualshareholdermeeting.com/MLHR18. Have the information that is printed in the box marked by the arrow → [XXXX XXXX XXXX XXXX] (located on the following page) available and follow the instructions.

Vote By Mail: You can vote by mail by requesting a paper copy of the materials, which will include a proxy card.

Voting Items

The Board of Directors recommends a vote FOR the listed nominees:

1. Director Vote
TO ELECT FOUR DIRECTORS TO SERVE UNTIL 2021
 - 01) David A. Brandon
 - 02) Douglas D. French
 - 03) John R. Hoke III
 - 04) Heidi J. Manheimer

The Board of Directors recommends a vote FOR the proposals.

2. Proposal to approve the Amendment to our Articles of Incorporation.
3. Proposal to ratify the appointment of Ernst & Young LLP as our independent registered public accounting firm.
4. Proposal to approve, on an advisory basis, the compensation paid to the Company's named executive officers.

At their discretion, the Proxies are authorized to vote upon such other business as may properly come before the meeting or adjournment thereof.

HERMAN MILLER, INC.
ATTN: SHAREHOLDER SERVICES
855 EAST MAIN AVENUE
ZEELAND, MI 49464-0302

VOTE BY INTERNET

Before The Meeting - Go to www.proxyvote.com

Use the Internet to transmit your voting instructions and for electronic delivery of information up until 11:59 P.M. Eastern Time the day before the meeting date. Have your proxy card in hand when you access the web site and follow the instructions to obtain your records and to create an electronic voting instruction form.

During The Meeting - Go to www.virtualshareholdermeeting.com/MLHR18

You may attend the Meeting via the Internet and vote during the Meeting. Have the information that is printed in the box marked by the arrow available and follow the instructions.

VOTE BY PHONE - 1-800-690-6903

Use any touch-tone telephone to transmit your voting instructions up until 11:59 P.M. Eastern Time the day before the meeting date. Have your proxy card in hand when you call and then follow the instructions.

VOTE BY MAIL

Mark, sign and date your proxy card and return it in the postage-paid envelope we have provided or return it to Herman Miller, Inc., c/o Broadridge, 51 Mercedes Way, Edgewood, NY 11717.

TO VOTE, MARK BLOCKS BELOW IN BLUE OR BLACK INK AS FOLLOWS:

E50480-P11869

KEEP THIS PORTION FOR YOUR RECORDS
DETACH AND RETURN THIS PORTION ONLY

THIS PROXY CARD IS VALID ONLY WHEN SIGNED AND DATED.

HERMAN MILLER, INC.

Vote on Directors

The Board of Directors recommends a vote **FOR** the listed nominees:

1. Director Vote

TO ELECT FOUR DIRECTORS TO SERVE UNTIL 2021

- 01) David A. Brandon
02) Douglas D. French
03) John R. Hoke III
04) Heidi J. Manheimer

For All Withhold For All
All All Except

☐☐☐

To withhold authority to vote for any individual nominee(s), mark "For All Except" and write the number(s) of the nominee(s) on the line below.

Vote on Proposals

The Board of Directors recommends a vote **FOR** the proposals.

For Against Abstain

2. Proposal to approve the Amendment to our Articles of Incorporation.
3. Proposal to ratify the appointment of Ernst & Young LLP as our independent registered public accounting firm.
4. Proposal to approve, on an advisory basis, the compensation paid to the Company's named executive officers.

☐☐☐☐☐☐☐☐☐

The Proxies will vote the shares in accordance with the directions on this card. If a choice is not indicated, the Proxies will vote the shares "FOR" the nominees and "FOR" proposals 2 through 4.

At their discretion, the Proxies are authorized to vote upon such other business as may properly come before the meeting or adjournment thereof.

For address changes and/or comments, please check this box and write them on the back where indicated.

☐

Please sign exactly as your name(s) appear(s) hereon. When signing as attorney, executor, administrator, or other fiduciary, please give full title as such. Joint owners should each sign personally. All holders must sign. If a corporation or partnership, please sign in full corporate or partnership name by authorized officer.

Signature (PLEASE SIGN WITHIN BOX)	Date
------------------------------------	------

Signature (Joint Owners)	Date
--------------------------	------

Important Notice Regarding the Availability of Proxy Materials for the Annual Meeting:

The Notice and Proxy Statement and Annual Report are available at www.proxyvote.com.

E50481-P11869

HERMAN MILLER, INC.

By signing this card, voting by telephone or voting by Internet, the shareholder appoints Michael A. Volkema and H. Timothy Lopez, and each of them, Proxies, with full power of substitution, to vote all of the undersigned's shares of Herman Miller, Inc. Common Stock (Common Stock) at the Annual Meeting of Shareholders to be held on Monday, October 8, 2018 at 10:30 a.m. (ET) at www.virtualshareholdermeeting.com/MLHR18, and any adjournments or postponements thereof, upon all subjects that may properly come before the meeting, including the matters described in the proxy statement furnished herewith, subject to any directions indicated on the reverse side of this card.

Address Changes/Comments: _____

(If you noted any Address Changes/Comments above, please mark corresponding box on the reverse side.)

Continued and to be signed on reverse side

